



**KENTUCKY K-12 ANNUAL
COMPUTER SCIENCE
REPORT 2023**



Introduction to the 2023 K-12 Computer Science Report

Kentucky Department of
E D U C A T I O N

SB 193 (2020) establishes a requirement for the Department of Education to submit an annual report on public school students participating in computer science courses. The subsequent landscape report will gather relevant policy, student participation, and teacher development metrics and use them to further define, clarify and redirect ongoing state planning efforts.

This inter-office collaboration by the Kentucky Department of Education (KDE) seeks to not only provide information on current implementations but also guide future efforts to equitably provide access to Computer Science courses to all K-12 students and guides our strategies to achieve the goals outlined in our Comprehensive Computer Science Plan.

The Kentucky K-12 Computer Science Plan, as well as the respective standards, is designed to direct the efforts of Computer Science programming and oversight in three categorical areas:



<Think CS>

Stakeholders come together and define a community-specific strategy to embed CS work in schools



<Learn CS>

Train and equip teachers with relevant and rigorous PD to be able to provide meaningful CS learning opportunities for students aligned with the state CS strategies



<Do CS>

Provide ALL students the opportunity to apply learning in authentic application of their CS knowledge.

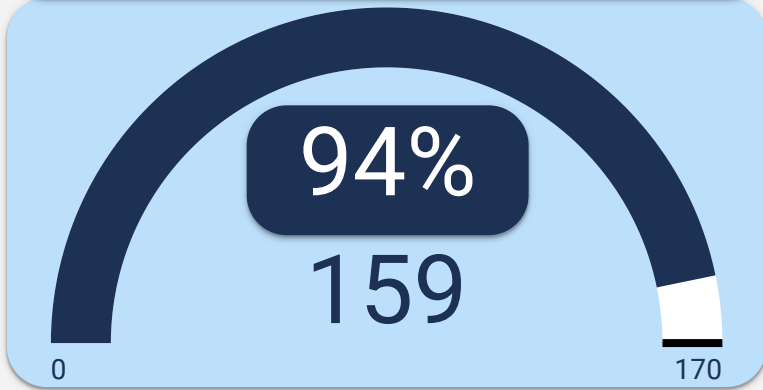
All three of these categories were identified as target domains based on prior-year CS Reporting data and are essential for an effective district-by-district CS strategy. With the focus on these areas, it is the hope that equitable access to high-quality computer science education can be provided to each and every student in the Commonwealth.




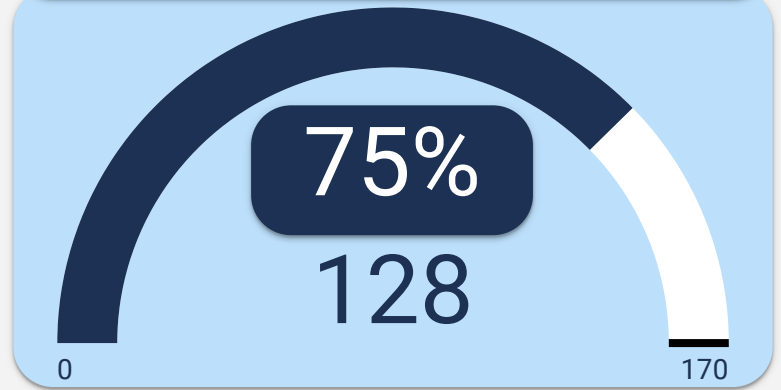
Kentucky Department of
EDUCATION

KY | State of Computer Science State Snapshot

Districts With At Least One Computer Science (CS) Course**



Access to Career and Technical Education (CTE) Path**



22,345 Unique CS
Students
(6-12)

High Schools or ATCs with access to at least One CS Course



Districts with access to AP CS or Advanced Technical Programs



Kentucky's Progress on Code.org's 10 Policies to Make CS Fundamental

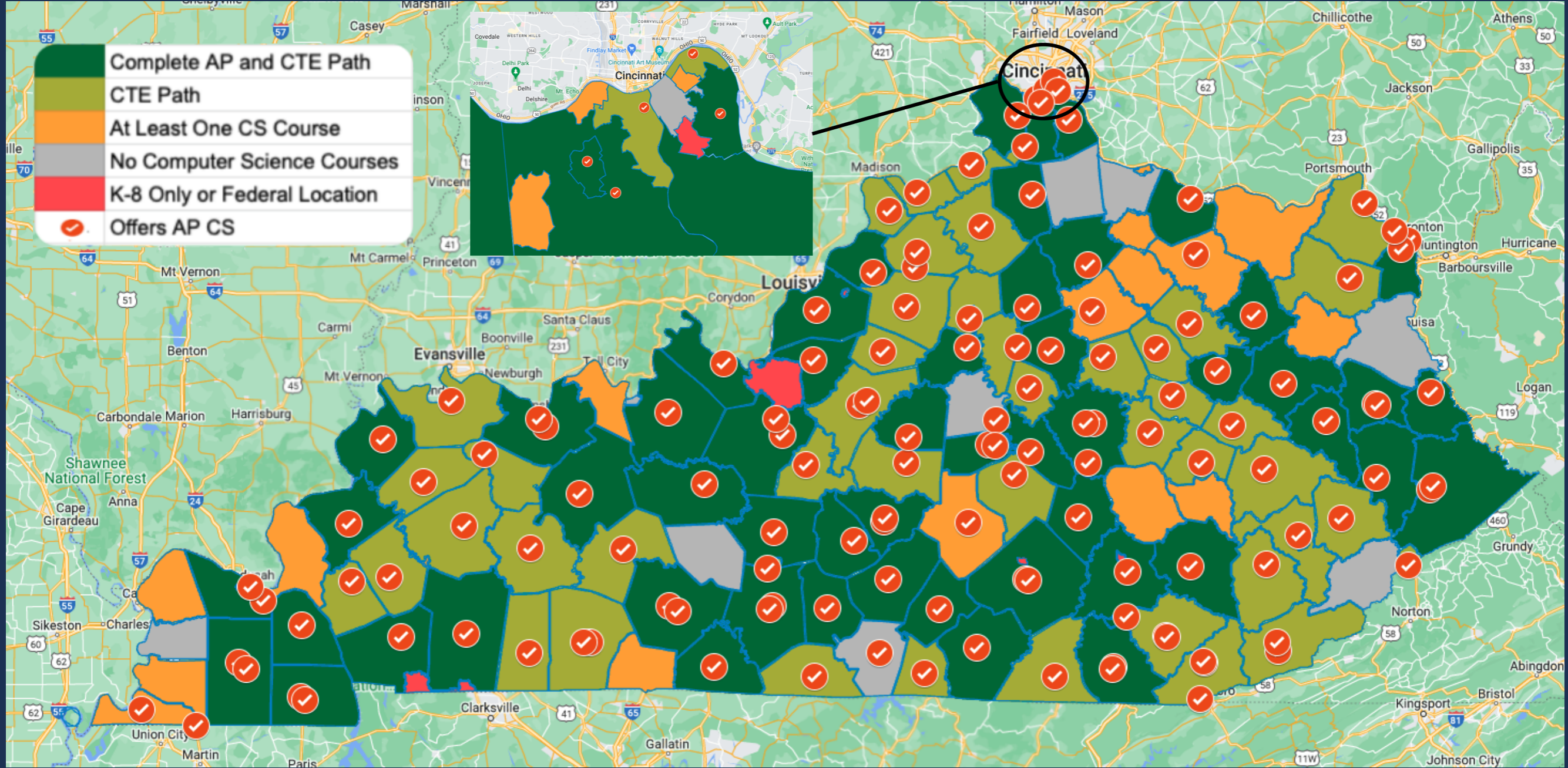
Allocate funding for
rigorous computer

| | | | | | | | | | |
|---|-----|---|-----|---|-----|--|-----|---|-----|
| Establish rigorous K-12 computer science standards. | YES | Implement clear certification pathways for computer science teachers. | YES | Establish dedicated computer science positions in state education agencies. | YES | Allow computer science to satisfy a core graduation requirement. | YES | Require that all students take computer science to earn a high school diploma | NO |
| Create a state plan for K-12 computer science. | YES | Allocate funding for teacher professional learning and support. | YES | Create programs at institutions of higher education to offer computer science to preservice teachers. | NO | Require that all secondary schools offer computer science. | NO | Allow computer science to satisfy an admission requirement at institutions of higher education. | YES |

Data Sources: Report represents data from the 2022 -2023 school year from multiple data sources: Code.org, College Board, AdvanceKentucky, KY Student Information System, and EPSB

**K-8 Independent districts or DoD removed from total calculation. Participation includes students attending regional ATC for instruction or through online/virtual instruction.

Statewide Computer Science Course Implementation Map

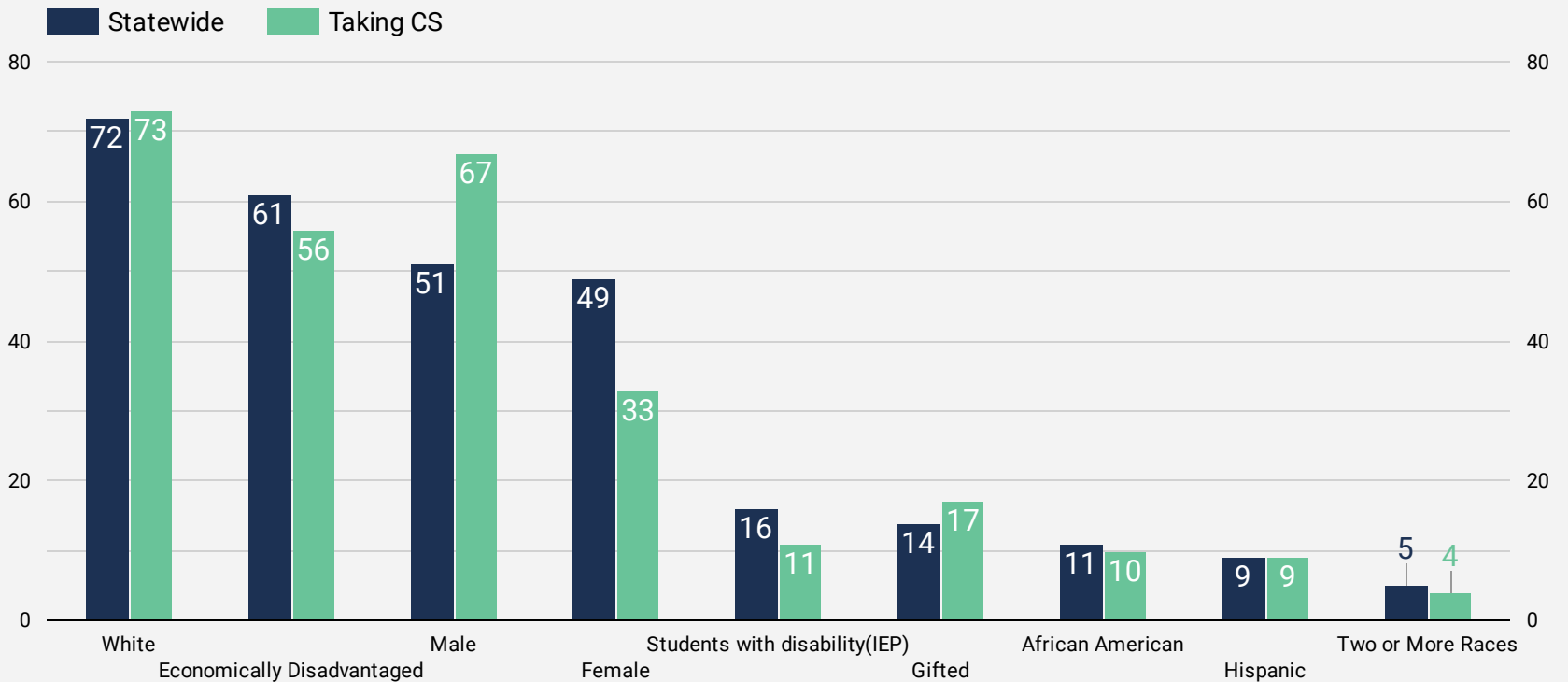




Kentucky Department of
EDUCATION

KY | State of Computer Science State Snapshot

CS Student Top Demographic Percentages vs Statewide Representation



State level Enrollments by Demographic and Course

| State Course | Total | Female | Male | African American | Hispanic | American Indian or Alaska Native | Asian | Native Hawaiian or Other Pacific Islander | Two or More Races | White | Gifted and Talented | Students with disability(IEP) | Economically Disadvantaged |
|---------------------------------------|--------|--------|--------|------------------|----------|----------------------------------|-------|---|-------------------|--------|---------------------|-------------------------------|----------------------------|
| One or more CS course(s) taken | 22,345 | 7,390 | 14,955 | 2,243 | 1,984 | 40 | 832 | 26 | 856 | 16,364 | 3,870 | 2,478 | 12,608 |
| 110110 Computer Literacy | 6,506 | 2,593 | 3,913 | 903 | 768 | 8 | 98 | 4 | 224 | 4,501 | 691 | 826 | 4,204 |
| 219918 Intro to Comp Science MS | 4,109 | 1,723 | 2,386 | 204 | 284 | 9 | 80 | 6 | 182 | 3,344 | 641 | 544 | 2,369 |
| 110711 AP Computer Science Principles | 1,584 | 416 | 1,168 | 169 | 114 | 5 | 176 | 3 | 56 | 1,061 | 562 | 63 | 623 |
| 110201 Intro to Programming | 1,551 | 321 | 1,230 | 220 | 147 | 3 | 72 | 2 | 63 | 1,044 | 283 | 138 | 912 |
| 110710 Intro to Computer Science | 1,255 | 382 | 873 | 85 | 94 | 0 | 63 | 0 | 42 | 971 | 246 | 121 | 635 |
| 110251 Computational Thinking | 1,059 | 224 | 835 | 101 | 107 | 3 | 38 | 2 | 39 | 769 | 182 | 114 | 651 |

Data Sources: Report represents data from the 2022 -2023 school year from multiple data sources: Code.org, College Board, AdvanceKentucky, KY Student Information System, and EPSB

**K-8 Independent districts or DoD removed from total calculation. Participation includes students attending regional ATC for instruction or through online/virtual instruction.

State level Enrollments by Demographic and Course (Cont.)

| State Course | Total | Female | Male | African American | Hispanic | American Indian or Alaska Native | Asian | Native Hawaiian or Other Pacific Islander | Two or More Races | White | Gifted and Talented | Students with disability(IEP) | Economically Disadvantaged |
|---------------------------------------|-------|--------|------|------------------|----------|----------------------------------|-------|---|-------------------|-------|---------------------|-------------------------------|----------------------------|
| 110101 Comp Hardware/Software Maint | 909 | 114 | 795 | 70 | 64 | 2 | 23 | 2 | 34 | 714 | 142 | 113 | 502 |
| 110801 Web Page Development | 808 | 283 | 525 | 55 | 53 | 2 | 21 | 1 | 33 | 643 | 111 | 88 | 488 |
| 113605 Game Design and Dev Principles | 729 | 121 | 608 | 114 | 56 | 1 | 11 | 1 | 22 | 524 | 76 | 110 | 471 |
| 113601 Intro to Digital Game Graphics | 607 | 133 | 474 | 63 | 40 | 3 | 7 | 1 | 21 | 472 | 86 | 93 | 361 |
| 110701 AP Computer Science A | 594 | 155 | 439 | 23 | 39 | 1 | 103 | 2 | 21 | 405 | 265 | 12 | 202 |
| 060199 Web Page Design | 522 | 162 | 360 | 41 | 36 | 0 | 14 | 0 | 21 | 410 | 88 | 73 | 284 |
| 110102 Help Desk Operations | 505 | 108 | 397 | 24 | 17 | 0 | 12 | 1 | 12 | 439 | 123 | 44 | 236 |
| 110225 Computer Science | 484 | 177 | 307 | 35 | 35 | 2 | 10 | 0 | 21 | 381 | 68 | 44 | 209 |
| 110917 Internet Technologies | 344 | 113 | 231 | 22 | 28 | 0 | 3 | 0 | 20 | 271 | 63 | 39 | 207 |
| 110226 Project-Based Programming | 324 | 87 | 237 | 21 | 26 | 0 | 48 | 0 | 12 | 217 | 96 | 10 | 111 |
| 110205 JAVA Programming I | 322 | 91 | 231 | 14 | 14 | 0 | 64 | 0 | 16 | 214 | 143 | 13 | 97 |
| 110804 Website Design and Production | 300 | 85 | 215 | 23 | 13 | 1 | 4 | 0 | 13 | 246 | 48 | 32 | 157 |
| 110901 Intro/Net.Concepts(non-vendor) | 233 | 19 | 214 | 12 | 14 | 1 | 6 | 0 | 5 | 195 | 43 | 36 | 124 |
| 110220 Object-Oriented Programming I | 226 | 49 | 177 | 25 | 16 | 0 | 8 | 0 | 8 | 169 | 41 | 16 | 99 |
| 210239 Robotics Automation and Design | 223 | 42 | 181 | 22 | 63 | 0 | 2 | 0 | 8 | 128 | 27 | 21 | 138 |
| 110230 Cybersecurity | 186 | 33 | 153 | 19 | 17 | 0 | 1 | 0 | 9 | 140 | 34 | 15 | 99 |
| 110919 Computer Science Internship | 181 | 27 | 154 | 3 | 10 | 1 | 6 | 0 | 9 | 152 | 57 | 14 | 70 |
| 113602 Adv Game Dev and Publishing | 172 | 30 | 142 | 22 | 15 | 1 | 3 | 1 | 4 | 126 | 23 | 19 | 93 |
| 110399 Leadership Dynamics/Info.Tech. | 137 | 83 | 54 | 2 | 4 | 0 | 0 | 0 | 6 | 125 | 32 | 5 | 72 |
| 110223 Cyber Literacy II | 131 | 28 | 103 | 45 | 36 | 0 | 10 | 0 | 3 | 37 | 10 | 12 | 96 |
| 110224 Cyber Science | 123 | 32 | 91 | 53 | 24 | 0 | 6 | 0 | 6 | 34 | 18 | 13 | 92 |

State level Enrollments by Demographic and Course (Cont.)

| State Course | Total | Female | Male | African American | Hispanic | American Indian or Alaska Native | Asian | Native Hawaiian or Other Pacific Islander | Two or More Races | White | Gifted and Talented | Students with disability(IEP) | Economically Disadvantaged |
|---------------------------------------|-------|--------|------|------------------|----------|----------------------------------|-------|---|-------------------|-------|---------------------|-------------------------------|----------------------------|
| 110912 Security Fundamentals | 116 | 11 | 105 | 13 | 10 | 1 | 2 | 0 | 3 | 87 | 20 | 10 | 55 |
| 110222 Cyber Literacy I | 107 | 25 | 82 | 30 | 19 | 0 | 11 | 1 | 1 | 45 | 12 | 20 | 78 |
| 110213 Design for the Internet | 105 | 37 | 68 | 7 | 4 | 1 | 1 | 0 | 1 | 91 | 19 | 22 | 64 |
| 113603 Advanced 3D Game Development | 99 | 12 | 87 | 4 | 3 | 2 | 2 | 0 | 4 | 84 | 14 | 12 | 46 |
| 110809 JavaScript | 95 | 13 | 82 | 3 | 6 | 1 | 1 | 0 | 2 | 82 | 26 | 8 | 53 |
| 110206 JAVA Programming II | 82 | 28 | 54 | 2 | 0 | 0 | 27 | 0 | 6 | 47 | 57 | 0 | 12 |
| 110302 Management of Support Services | 72 | 14 | 58 | 6 | 7 | 0 | 0 | 0 | 0 | 59 | 12 | 11 | 47 |
| 110902 Network Fundamentals/Cisco I | 64 | 5 | 59 | 1 | 0 | 0 | 3 | 0 | 0 | 60 | 17 | 6 | 41 |
| 110821 App Development with Swift | 63 | 15 | 48 | 3 | 3 | 1 | 1 | 0 | 3 | 52 | 18 | 5 | 20 |
| 111001 Comp., Networks, and Databases | 55 | 23 | 32 | 3 | 3 | 1 | 2 | 0 | 2 | 44 | 8 | 3 | 35 |
| 110918 Computer Science Co-op | 54 | 6 | 48 | 2 | 5 | 0 | 0 | 0 | 0 | 47 | 12 | 2 | 20 |
| 110903 Routing Prot&Concepts/Cisco 2 | 44 | 10 | 34 | 0 | 1 | 0 | 3 | 0 | 0 | 40 | 11 | 5 | 30 |
| 110252 ST: Programming | 44 | 11 | 33 | 0 | 4 | 0 | 1 | 0 | 1 | 38 | 15 | 5 | 17 |
| 110752 ST: Computer Science | 36 | 4 | 32 | 0 | 1 | 0 | 6 | 0 | 2 | 27 | 6 | 2 | 18 |
| 110952 ST: Networking | 28 | 3 | 25 | 3 | 3 | 0 | 0 | 0 | 0 | 22 | 4 | 5 | 13 |
| 110204 Productivity Software | 27 | 7 | 20 | 0 | 1 | 0 | 0 | 0 | 0 | 26 | 3 | 3 | 16 |
| 110221 Object-Oriented Prog II | 25 | 3 | 22 | 0 | 1 | 0 | 0 | 0 | 1 | 23 | 6 | 3 | 16 |
| 110152 ST: Info. Sppt & Services | 16 | 9 | 7 | 0 | 0 | 0 | 0 | 0 | 0 | 16 | 1 | 3 | 11 |
| 070331 Data Modeling/SQL | 16 | 4 | 12 | 0 | 0 | 0 | 0 | 0 | 0 | 16 | 13 | 0 | 6 |
| 110913 Microsoft Client Server/Config | 15 | 0 | 15 | 0 | 0 | 0 | 0 | 0 | 0 | 15 | 6 | 0 | 11 |
| 110906 Net. Hardware Install/Trblshtg | 14 | 0 | 14 | 2 | 1 | 0 | 0 | 0 | 1 | 10 | 0 | 5 | 7 |
| 110211 Intro to Database Design | 11 | 2 | 9 | 3 | 1 | 0 | 2 | 0 | 0 | 5 | 4 | 0 | 3 |

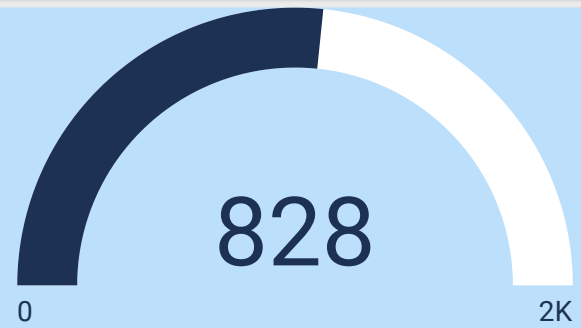
State level Enrollments by Demographic and Course (Cont.)

| State Course | Total | Female | Male | African American | Hispanic | American Indian or Alaska Native | Asian | Native Hawaiian or Other Pacific Islander | Two or More Races | White | Gifted and Talented | Students with disability(IEP) | Economically Disadvantaged |
|--|-------|--------|------|------------------|----------|----------------------------------|-------|---|-------------------|-------|---------------------|-------------------------------|----------------------------|
| 110852 ST: Web Development/Admin | 9 | 1 | 8 | 1 | 2 | 0 | 0 | 0 | 1 | 5 | 1 | 1 | 2 |
| 110904 LAN Swtch&Wrks/Scal.Net/Cisco3 | 7 | 2 | 5 | 0 | 0 | 0 | 0 | 0 | 0 | 7 | 0 | 0 | 5 |
| 111002 Design for the Digital World | 6 | 3 | 3 | 0 | 0 | 0 | 0 | 0 | 0 | 6 | 1 | 1 | 4 |
| 110905 Acc the WAN/Con Network/Cisco 4 | 6 | 2 | 4 | 0 | 0 | 0 | 0 | 0 | 0 | 6 | 0 | 0 | 4 |
| 113604 Dig 3D Graphics & Spec Eff II | 4 | 0 | 4 | 0 | 0 | 0 | 0 | 0 | 0 | 4 | 0 | 1 | 0 |
| 110214 C# I | 3 | 0 | 3 | 0 | 1 | 0 | 0 | 0 | 1 | 1 | 2 | 0 | 0 |

AP Exam Data

1544 Unique AP CS Students

Number of Students Scoring 3+



Percentage of Populations Taking Exam and Receiving Qualifying Scores

