


In-District Removal State Resolution Code

Beginning with the 2020-2021 school year, there is a new state resolution code to be implemented when applicable. The new code is *In-District Removal (INDR)*. This new state resolution is defined as a removal from the student's regular school to an off-site alternative program or another school for disciplinary purposes with the student continuing to receive educational and IEP services and supports. Students must remain under direct supervision of district personnel. Reference section A of the [Behavior Data Standards](#).

Prior to the school, districts should review their local resolution codes to determine if an existing resolution meets the definition of the new state resolution code of INDR. If an existing local resolution meets the definition, it should be end dated as of 6/30/2020 and a new resolution created mapped to the In-District Removal state code. Instructions are as follows:

Toolbar selections:



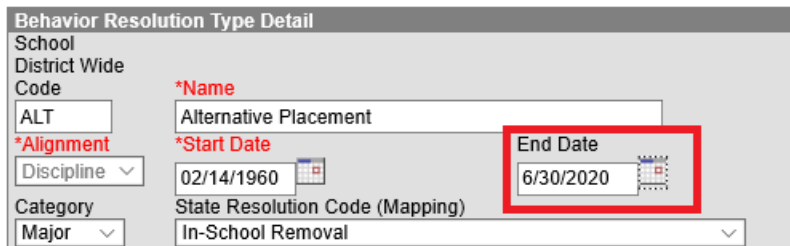
Year: 20-21 | School: All Schools | Calendar: All Calendars

Navigate to Behavior | Admin | Resolution Types

Select local resolution code that when used the student is removed to an off-site alternative program or another school for disciplinary purposes

Enter **End Date** of 6/30/2020

Click Save



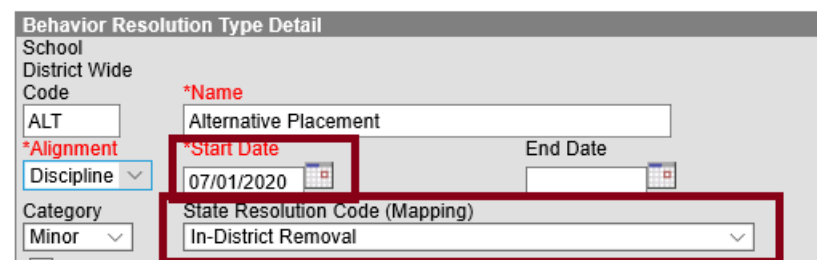
Behavior Resolution Type Detail
School: District Wide
Code: ALT | *Name: Alternative Placement
*Alignment: Discipline | *Start Date: 02/14/1960 | **End Date: 6/30/2020**
Category: Major | State Resolution Code (Mapping): In-School Removal

Create a new resolution type

Click New

Enter all fields as appropriate, with a **Start Date** of 7/01/2020 and a **State Resolution Code (Mapping)** selection of *In-District Removal*

Click Save



Behavior Resolution Type Detail
School: District Wide
Code: ALT | *Name: Alternative Placement
*Alignment: Discipline | *Start Date: **07/01/2020** | End Date:
Category: Minor | **State Resolution Code (Mapping): In-District Removal**

If your district does not have an existing local resolution code for off-site alternative placement and will need to add one, then a new resolution will need to be created:

Create a new resolution type

Click New

Enter all fields as appropriate, with a **Start Date** of 7/01/2020 and a **State Resolution Code (Mapping)** selection of *In-District Removal*

Click Save

The screenshot shows a web form titled "Behavior Resolution Type Detail". The form contains several fields and dropdown menus. The following fields are highlighted with red boxes:

- *Name:** A text input field containing "Alternative Placement".
- *Start Date:** A date picker field containing "07/01/2020".
- End Date:** An empty date picker field.
- State Resolution Code (Mapping):** A dropdown menu with "In-District Removal" selected.

Other visible fields include:

- School:** A dropdown menu with "District Wide" selected.
- Code:** A dropdown menu with "ALT" selected.
- *Alignment:** A dropdown menu with "Discipline" selected.
- Category:** A dropdown menu with "Minor" selected.