

Reading Grade 7

Grade Level Standard(s):

RI.7.1

Materials:

- Reading 7 D The Roman Empire
- Reading 7 D The Roman Empire Picture Board
- Reading 7 D Attainment Task Questions for Student Use


Response Code:

- Indicate the answer provided by the student.

Text Coding:

- “Quotation marks” indicate the script that the teacher should read to the student.
- *Italicized text* provides further direction for the test administrator.
- Words in parenthesis () are optional; they may replace or be read in addition to the word(s) immediately preceding.

a. They had to pay taxes to Rome.



b. They had to move to Rome.



c. They had to farm.



Before beginning task administration, please ensure that all conditions specified in the administration protocol (starting on page 10 of the Administration Guide Overview and Attainment Task Administration) have been met. Inform the student that the task is about to start by saying, “We are about to start the task, and I am going to ask you some questions.”

All questions from this task are available for presentation to the student in the supplemental material Reading 7 D Attainment Task Questions for Student Use.

Explain to the student that they will be reading a passage and will then answer a few questions about the passage. Present the student with Reading 7 D The Roman Empire (Reading 7 D The Roman Empire Picture Board may be presented as a support for the student). Have the student read, or read to the student, the passage Reading 7 D The Roman Empire.

1. “According to the text, what is one way citizens were affected when their city was conquered by the Roman Empire?”

Response Option	Response Rationale
a. They had to pay taxes to Rome. (Correct)	<i>The student identifies a fact stated explicitly in the text that describes one way citizens were affected when Rome conquered their city.</i>
b. They had to move to Rome.	<i>The student attempts to identify one way citizens were affected when Rome conquered their city but chooses an incorrect effect.</i>
c. They had to farm.	<i>The student attempts to identify one way citizens were affected when Rome conquered their city but chooses an incorrect effect.</i>
Depth of Knowledge (DOK) 1	

Reading 7 D The Roman Empire

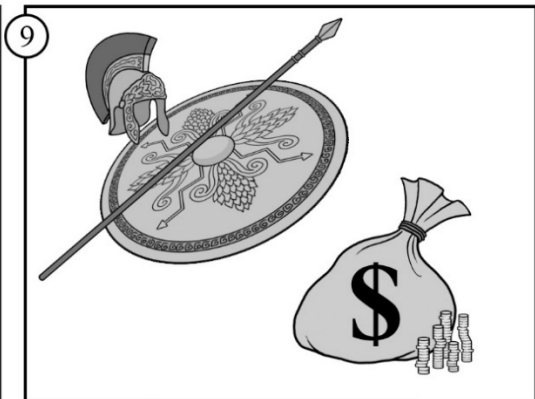
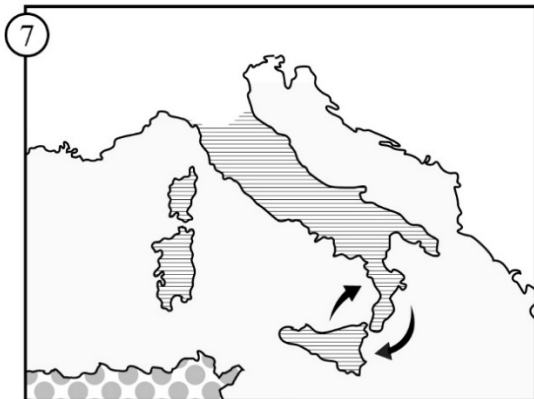
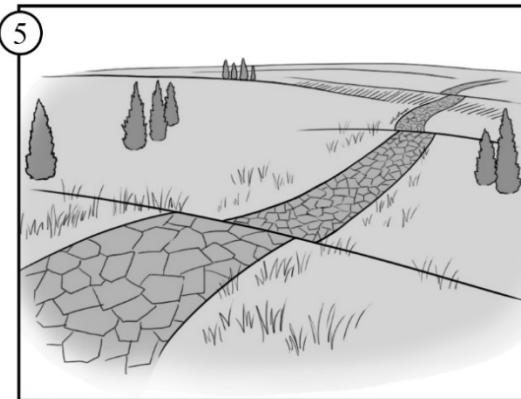


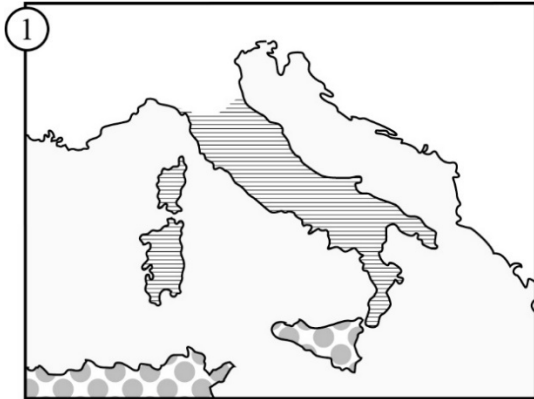
¹The Roman Empire was the most powerful empire of its day. ²The Roman Empire had a democratic government; free men each had a vote. Roman citizens had to pay taxes, and men joined the military.

Many innovations of the Roman Empire made life easier. ³They built dams to store water and aqueducts to supply water to the people. ⁴Romans had indoor plumbing. ⁵Bridges and roads were built to make travel easier for the army and other citizens.

The Roman Empire had a strong army. It fought in many wars. ⁶The army defeated the city of Carthage and burned it to the ground. Other cities were afraid of the Roman army.

⁷When Rome conquered a city, the city and its people became part of the Roman Empire. This meant that the citizens of the conquered city lived like other Romans. ⁸Some citizens became enslaved while others were free. ⁹Men were forced to join the Roman army, and all citizens paid taxes to Rome.

Reading 7 D The Roman Empire Picture Board



Reading 7 D Attainment Task Questions for Student Use

1. According to the text, what is one way citizens were affected when their city was conquered by the Roman Empire?

Kentucky Academic Standard: RI.7.1 Cite several pieces of textual evidence to support analysis of what the text says explicitly as well as inferences drawn from the text.

Alternate Assessment Target: *Limit full standard to what text says explicitly (excludes inferences).*

Student Group	Number of Students*	Percent Correct
All Students	530	49.62%
Gender		
Female	186	51.61%
Male	344	48.55%
Ethnicity		
African American	71	40.85%
American Indian or Alaska Native	<10	Not Reported
Asian	<10	Not Reported
Hispanic of Latino	<10	Not Reported
Native Hawaiian of Pacific Islander	<10	Not Reported
White (Non-Hispanic)	399	51.13%
Two or More Races	50	54.00%
English Learner	29	31.03%
Economically Disadvantaged	393	50.38%

*Number of Students that attempted the item