

**Kentucky Summative Assessments (KSA)
and Quality of School Climate
and Safety Survey
Spring 2023**



Test Administration Manual

Contact Information

If you are a Building Assessment Coordinator (BAC) and have any questions concerning the information found in this manual, please contact your District Assessment Coordinator (DAC). DACs should contact the parties below with questions.

Spring 2023 Kentucky Summative Assessments (KSA) and Quality of School Climate and Safety Survey Administration Questions:

Pearson

Monday–Friday from 7 a.m. to 8:30 p.m. (ET)

Phone: (888) 437-1430

Fax: (319) 339-6525

Kentucky Department of Education

Division of Assessment and Accountability Support

Monday–Friday from 7:30 a.m. to 5 p.m. (ET)

Phone: (502) 564-4394

Email: dacinfo@education.ky.gov

Fax: (502) 564-3249

2023 KENTUCKY SUMMATIVE ASSESSMENTS (KSA) GRADES 3-8, 10 AND 11 IMPORTANT DATES	4
INTRODUCTION	5
PART I: GENERAL TESTING INFORMATION	6
HEALTH AND SAFETY EXPECTATIONS	6
SECURITY REQUIREMENTS	6
ASSESSMENT REGULATIONS	6
RESPONSIBILITIES OF ALL TEST ADMINISTRATORS	7
DAC Responsibilities	7
DAC and BAC Responsibilities	7
Responsibilities of Test Administrators/Proctors	8
SECURE TEST MATERIALS	8
Confidentiality (online and paper)—Student Tests, Student Testing Tickets, Seal Codes, Student Test Booklets, Test Questions, Student Response Booklets, and Student Responses	8
SUPERVISING TEST SESSIONS WITH AND WITHOUT ACCOMMODATIONS	9
Responsibilities While Supervising Test Sessions	9
Responsibilities While Providing Accommodations	9
REPORTING STUDENT CHEATING	9
Student	10
Test Administrator	10
TESTING IRREGULARITIES	10
STUDENT DATA REVIEW AND ROSTERS (SDRR) APPLICATION	10
QUALITY OF SCHOOL CLIMATE AND SAFETY (QSCS) SURVEY	11
CALCULATOR USE POLICY	11
Calculator Use Policy for Online Testing	11
Calculator Use Policy for Paper-Based State Testing	12
APPROVED AND UNAPPROVED TESTING RESOURCES	14
Approved Testing Resources	14
Unapproved Resource Materials	14
STUDENTS PARTICIPATING	15
Students Tested	15
Students With Disabilities	15
Students Receiving Home/Hospital Instruction	15
Medical Emergency	15
STUDENTS NOT TESTED	16
ENGLISH LEARNERS (ELs)	16
First Year English Learners (ELs)	16
Second Year English Learners (ELs)	16
ACCOMMODATIONS	16
Students with Disabilities Using Accommodations	16
Assistive Technology	18
Reader	19
Scribe	19
Manipulatives	19
Hand-Held Calculator	19
Extended Time	20
Reinforcement and Behavior Modification Strategies	20
Interpreters for Students with Deafness or Hearing Impairment (Signing)	20
Oral Native Language Support for an EL Student	20
Bilingual or English Dictionaries	21
Medically Necessary Breaks	21
SCHEDULING TEST SESSIONS/TEST PREPARATION	21

General Instructions for Test Administration	21
Content Areas Tested	21
Scheduling Test Administrations	21
After Hours Testing	21
Advance Announcement.....	22
Allowed Testing Time	22
Number of Items and Item Types	22
Testing Window Extensions	22
Seating Charts	22
DAC/BAC Certification of Proper Test Administration	22
PART II: ONLINE TESTING INFORMATION	23
ONLINE STUDENT LISTING/ROSTER	23
ONLINE PRACTICE TESTS AND TESTNAV 8 TUTORIAL	23
TestNav 8 Resources Available	23
TEST ADMINISTRATION DROPDOWN ON PAN.....	27
MOVING STUDENTS WITHIN A DISTRICT.....	27
NEW STUDENTS TO DISTRICT-TRANSFERS OR NEW TO KENTUCKY.....	27
Request Enrollment Transfer.....	27
Authorize Enrollment Transfer	27
CREATE NEW STUDENT IN PAN	28
ONLINE TEST FORMS	28
MAKEUP TESTS.....	28
SEAL CODES	28
ALLOWED TESTING TIME AND TEST DETAIL	28
ONLINE STUDENT HONOR CODE.....	29
IRREGULARITIES DURING TESTING.....	29
Interruptions During Testing	29
TEST MATERIALS NEEDED FOR ONLINE TESTING.....	30
STUDENT WORK AREA	30
PREPARATIONS IN PEARSONACCESS ^{NEXT}	30
Timeframe for Completing Tasks	31
Text to Speech (TTS) and IEP/504 Calculator on PearsonAccess ^{next}	31
Read Aloud Session	31
Printing Student Testing Tickets in PearsonAccess ^{next}	31
Prepare Test Sessions in PearsonAccess ^{next}	31
Start Test Sessions in PearsonAccess ^{next}	31
ONLINE TESTING DAY.....	33
Prior to Testing and Before Students Arrive	33
Starting Testing Session and Student Sign In.....	33
DURING TESTING	34
MONITORING THE ONLINE TEST SESSION	34
Exiting or Submitting the Test Temporarily.....	35
Resuming the Test.....	35
Submitting Tests.....	35
After Testing	36
ONLINE TEST ADMINISTRATION INSTRUCTIONS	36
DAC—Responsibility Checklist.....	36
BAC—Responsibility Checklist	36
AFTER TESTING	36
PART III: PAPER TESTING INFORMATION.....	38
PAPER TESTING PREPARATION FOR ACCOMMODATED STUDENTS WITH BRAILLE AND LARGE-PRINT	38
ACCOMMODATED KITS ORDERING.....	38

TEST BOOKLET SECURITY BARCODE NUMBER	38
STUDENT HONOR CODE	38
SERIAL NUMBER	39
DAC/BAC—BEFORE AND DURING TESTING PROCEDURES	39
BAC-Additional Orders of Accommodated Kits	39
DACs-Additional Order of Accommodated Kits	39
BAC—BEFORE TESTING PROCEDURES.....	40
Receiving Test Materials	40
BAC—AFTER TESTING PROCEDURES.....	40
Collection and Return of Test Materials.....	40
PACKING THE USED STUDENT RESPONSE BOOKLETS	40
Packing Scorable Materials from an Individual School and Returning Used Student Response Booklets.....	40
DAC—AFTER TESTING PROCEDURES	41
Scheduling a Pickup With UPS	41
Instructions for Using the Red and Blue Labels	41
Scorable Shipment	41
Nonscorable Shipment.....	42
Instructions for After Materials Have Been Properly Prepared and Packed	42
FORMS	43
APPROPRIATE ASSESSMENT PRACTICES.....	41
GLOSSARY	46
NOTES.....	49

2023 Kentucky Summative Assessments (KSA) Grades 3-8, 10 and 11 Important Dates

User	Action	Begin Date
Pearson	Load student data into PearsonAccess ^{next}	Prior to March 27
	PearsonAccess ^{next} live and training sites available	March 27
	Post Test Administration Manual	January 2023
DAC	DAC available to create user account	PAN available at all times.
	Create Test Sessions	March 27 – June 2
	Enter Orders for Accommodated Test Materials Additional Order window closes for ordering Return Materials	March 27 – May 31 March 27 – June 9
	Prepare Sessions	One to two weeks before testing
	Print Testing Tickets	One to two weeks before testing
	Start and monitor sessions	March 27 – June 2
	BAC	Create user accounts (Online Test Administrators)
	Create Test Sessions	March 27 – June 2
	Prepare Sessions	One to two weeks before testing begins
	Print Testing Tickets	One to two weeks before testing begins
	Start and monitor test sessions	March 27 – June 2
Technology Staff	Prepare online testing environment	Can begin March 27
	Proctor Cache (districts may use at their own discretion)	One to two weeks prior to testing begins
	Configure TestNav 8 in PearsonAccess ^{next}	Before test sessions are created
	Precache test content (districts may use at their own discretion)	One to two weeks prior to testing begins
Test Administrators	Review Test Administration Manual	Before testing begins
	Start and monitor test sessions	March 27 – June 2
Students	Practice Tests and TestNav 8 tutorials	Before testing begins
	Take assessment	March 27 – June 2

Introduction

The Spring 2023 Kentucky Summative Assessments (KSA) and Quality of School Climate and Safety (QSCS) Survey will be administered to students in grades 3-8, 10 and 11 in a secure online computer environment. Paper and pencil versions of the test are offered only for students receiving accommodated test kits (Braille and large-print) for the KSA assessment.

For Spring 2023, there is a single Test Administration Manual and scripts for each grade-level (3-8, 10 and 11) administration for both online and paper testing.

Grade 3 – Reading, Mathematics

Grade 4 – Reading, Mathematics, Science

Grade 5 – Reading, Mathematics, Social Studies, Editing and Mechanics, On-Demand Writing

Grade 6 – Reading, Mathematics

Grade 7 – Reading, Mathematics, Science

Grade 8 – Reading, Mathematics, Social Studies, Editing and Mechanics, On-Demand Writing

Grade 10 – Reading, Mathematics

Grade 11 – Science, Social Studies, Editing and Mechanics, On-Demand Writing

This Test Administration Manual is separated into three main sections:

Part I: General testing information that applies to all test administrators

Part II: Online testing preparation

Part III: Paper testing preparation

District and school staff should follow the most current health guidance at the time of testing when administering the Spring 2023 KSA and QSCS Survey to students.

District Assessment Coordinators (DACs), Building Assessment Coordinators (BACs), and Test Administrators will use an online tool called PearsonAccess^{next} (PAN). PAN is the assessment management system for the Spring 2023 KSA and QSCS Survey. In this system, users can review and manage student data and student tests, place additional orders, set up and start testing sessions, print testing tickets, and monitor student test progress. School Technology Coordinators will work with DACs and BACs to ensure the set up for this system. The [Kentucky Portal](#) holds all the tools necessary for DACs, BACs, Technology Coordinators and Test Administrators to prepare and administer KSA.

Instructions for using [PAN](#).

Students will complete the online tests through a downloadable application called TestNav. Technology Coordinators can prepare student workstations for testing by downloading TestNav onto testing computers.

Instructions for using [TestNav 8](#).

Part I: General Testing Information

Health and Safety Expectations

During administration, school and district staff must follow all state and local safety guidelines. These decisions should be made in accordance with local health department and state government guidelines at the time of testing. Testing plans may require modifications to be made if any health-related changes occur during the testing window.

Security Requirements

Security requirements are included in this manual to protect the validity of the Spring 2023 KSA and QSCS Survey. Secure test materials refer to any necessary materials used to administer both online and paper assessments.

Test security measures have been added with checks and processes to monitor appropriate administrations of state-required tests.

The *Kentucky Summative Assessments (KSA) and Quality of School Climate and Safety Survey Test Administration Manual* has been created to assist school personnel in administering the Spring 2023 KSA and QSCS Survey. District Assessment Coordinators (DACs) and Building Assessment Coordinators (BACs) are responsible for ensuring that all personnel within the school buildings are aware of the policies set forth in this manual. Test Administrators are responsible for conducting the assessment following the directions in this manual. Failure to follow proper procedures can result in an allegation or other disciplinary actions. Any violation or suspected violation of test security requirements set forth in this manual must be reported to the BAC, the DAC, and the Kentucky Department of Education (KDE) immediately.

Assessment Regulations

The state assessment and accountability program is governed by the following assessment regulations:

- *703 KAR 5:070 Inclusion of Special Populations in the State-Required Assessment and Accountability Programs (April 2021)*
- *703 KAR 5:080 Administration Code for Kentucky's Educational Assessment Programs (February 2014)*
- *703 KAR 5:140 Requirements for School and District Report Cards*
- *703 KAR 5:225 Continuous Improvement Planning for Schools and Districts*
- *703 KAR 5:240 Accountability Administrative Procedures and Guidelines*
- *703 KAR 5:270 Kentucky's Accountability System*

These regulations outline the legal requirements of the state assessment program for schools and districts. Annually, all individuals administering or overseeing administration of the state-required assessments must be trained on the *Administration Code for Kentucky's Educational Assessment Programs (703 KAR 5:080)*. Any individual providing accommodations for students in special populations must **also** be trained on the *Inclusion of Special Populations in the State-Required Assessment and Accountability Programs (703 KAR 5:070)*.

Accommodations are intended to provide support for students during instruction to access and learn content as well as to demonstrate content achievement during assessment.

Accommodations provided on all state assessments are to be identified in a current Individual Education Program (IEP), 504 Plan or Program Service Plan (PSP). It is critical that all accommodations provided on the state assessment have been identified and discussed by all involved parties, and guidelines have been followed as set forth in the Inclusion of Special Populations in the State-Required Assessment and Accountability Programs (703 KAR 5:070) regulation.

Responsibilities of All Test Administrators

DAC Responsibilities

- Create policies and procedures to ensure maximum security throughout the district in accordance with the requirements described in this manual.
- During Administration, school and district staff must follow all state and local safety guidelines. These decisions should be made in accordance with local health department and state government guidelines at the time of testing. Testing plans may be impacted by environmental or health related concerns. DACs should contact OAA if testing changes are needed.
- Securely transfer materials to and from the district office to schools and testing facilities.
- Ensure BACs and Technology Staff are aware of important dates, policies and procedures described in this manual.

DAC and BAC Responsibilities

- Select and train all school personnel who will have access to the secure test materials. Access does not imply the review of individual test answers or the tests themselves.
- Conduct training on the *Administration Code for Kentucky's Educational Assessment Program (703 KAR 5:080)* and the *Inclusion of Special Populations in the State-Required Assessment and Accountability Programs (703 KAR 5:070)*.
- Ensure that all test administrators, who will be providing accommodations to students, are properly trained in the use and guidelines for both paper and online accommodations.
- Provide a copy of this manual (electronic or paper) to every test administrator early enough to allow them to read the documents and ask questions.
- Schedule test sessions. Ensure that all test administrators are aware of the schedule and any subsequent changes.
- Complete Header Sheets and confirm the number of all paper materials returned to Pearson.
- Complete required seating charts that reflect all students and adults in the testing room. Seating Charts are collected and maintained for 12 months at the district office. Examples are included on the [Forms](#) page on the KDE website.
- Verify that all test administrators read the student honor code aloud at onset of testing as the student reads it while preparing for the KSA assessment.

Responsibilities of Test Administrators/Proctors

As a test administrator, you are responsible for:

- Reading, signing, and abiding by the *Administration Code for Kentucky's Educational Assessment Program (703 KAR 5:080)* and, if providing accommodations, reading, signing, and abiding by the *Inclusion of Special Populations in the State-Required Assessment and Accountability Programs (703 KAR 5:070)*.
- Reading this manual before the test administration and administering the test according to the instructions in this manual.
- Ensuring appropriate accommodations are given to students with special needs, based upon their IEP, 504 or PSP.
- Reading the student honor code aloud at onset of testing as the student reads it while preparing for the KSA assessment.
- Verifying that materials containing content information or strategies for solving problems are covered or removed from classroom walls, bulletin boards, or other surfaces (e.g., ceilings, floors, blinds, windows, and clothing) during testing sessions.
- Conducting makeup testing for students absent from original test sessions, if assigned to do so.
- Protecting the security of the KSA by carefully following the instructions in this manual for administering and handling materials through securing, counting, and returning all materials to the BAC when testing is finished.
- Notifying the BAC of testing irregularities immediately.
- Reading the *Appropriate Assessment Practices Certification Form* in the Forms section of this manual, abiding by the practices described therein and returning a signed copy to the BAC.
- Returning all paper test materials in good condition to the BAC as soon as testing is completed or as directed by the BAC.
- Completing seating charts is a required task for all state-required test administrations, reflecting students and adults in the testing room. The BAC or DAC will collect and maintain.

Secure Test Materials

Confidentiality (online and paper)—Student Tests, Student Testing Tickets, Seal Codes, Student Test Booklets, Test Questions, Student Response Booklets, and Student Responses

Caution: Test questions in the assessment (online and paper) are copyrighted, secure materials, and should always be protected.

- From receipt to return of any testing materials, no school personnel may review, edit, or share, either verbally or nonverbally, the contents of the assessments or student responses without approval from KDE.
- Students may not be given access to paper test materials or the online test by any school personnel prior to testing.

- School Personnel may not duplicate, print, record, write notes (electronically or by any other means) on any portions of the online test or student responses. School personnel may NOT audiotape, videotape, photograph or photocopy any test materials.
- Student testing tickets and seal codes are considered secure materials. If the DAC or BAC prints the testing tickets ahead of time, the testing tickets must be stored in a secure area until the time of testing. Storage locations within classrooms must be secured with double locks.
 - All student testing tickets, seal codes and scratch paper must be securely destroyed after the completion of testing by the DAC or BAC.

Supervising Test Sessions With and Without Accommodations

Responsibilities While Supervising Test Sessions

- All tests must be administered according to the procedures documented in this manual.
- Test administrators may NOT leave students unsupervised at any time. Test administrators must focus their full attention on students and their testing environment while supervising testing.
- Active monitoring is required by the test administrators.
- Content information or strategies for solving problems on classroom walls, bulletin boards or other surfaces (e.g., ceilings, floors, blinds, windows, or clothing) must be covered or removed during testing sessions in the testing room. Standard periodic tables need not be covered or removed.

Responsibilities While Providing Accommodations

- Test administrators are responsible for providing appropriate accommodations as defined in the Kentucky regulation *Inclusion of Special Populations in the State-Required Assessment and Accountability Programs (703 KAR 5:070)*. In the Accommodations section, key points of the regulation are summarized. Provide the required accommodations that are identified in the student's current Individual Education Program (IEP), 504 Plan or Program Services Plan (PSP) and used routinely and consistently throughout the year in instruction. For students needing Braille and large-print, paper accommodated materials (kits) are available for the Spring 2023 KSA. Other accommodations are provided in the online assessments as identified in the student's IEP, 504 Plan or PSP.
- The DAC may allow students who are showing continued progress to work past the recommended time. Record this occurrence as needed in the district.

Reporting Student Cheating

Student cheating or jeopardizing test security is serious and, in many cases, leads to disciplinary actions.

Monitoring a test administration requires more than starting/stopping test sessions. Test administrators are expected to monitor students closely to ensure that every student has the

same testing experience. A test administrator's responsibilities during testing include, but are not limited to, actively moving about the room to ensure:

- Students are working in the appropriate online (or paper) test.
- Students are using appropriate resources.
- Students are accessing only **approved** electronic devices.
- Students are not talking to other students and are not looking at another student's work.
- Students are not in any way conducting themselves in a manner that would be considered inappropriate for the testing session.

A test administrator should also be aware of student behavior before and after testing to monitor that secure test information is not being shared in a manner which could include a face-to-face conversation or posting on social media.

Student

Inappropriate student behavior is not considered an allegation but should be properly reported. Should it be determined by school/district staff that a student has cheated or jeopardized test security by revealing test information, specific steps should be taken to report the incident through the [KDE Allegation Reporting](#) webpage. The information should be entered into the application following the step-by-step directions on the website. Information regarding the incident should be gathered as soon as possible.

The information should include school/district name, testing room number, student name(s), State Student Identification number (SSID), test administrator's name(s), grade level, form number, content area, item numbers, a detailed description of what happened, how the situation was handled, date of incident, and any other information deemed to be pertinent. Schools should use this information when determining disciplinary action for the student's misbehavior.

Test Administrator

It is considered an allegation when test administrators cause or allow inappropriate student behavior. The incident should be filed as an allegation using the [KDE Allegation Reporting](#) application and similar process as filing for student misbehavior. Test administrators may face consequences based on the outcome of the KDE investigation.

Testing Irregularities

Any problems that occur during testing should be documented thoroughly by the personnel involved. Test administrators should forward this documentation to their BAC, who will pass it on to the DAC. If the problem concerns secure materials that have been jeopardized and there is the possibility of an allegation, the DAC must enter information in the [KDE Allegation Reporting](#) webpage. If the irregularity does not concern secure material and there is no allegation concern, the documentation must be kept on file at the district office.

Student Data Review and Rosters (SDRR) Application





KDE's electronic SDRR application is for rosters and data review. For Spring 2023, 100-day students (grades 3-8, 10 and 11) are pre-populated in SDRR. Districts will need to check and make any changes to demographics in Infinite Campus (IC), request nonparticipations, make any annotations, and mark accommodations on the roster.

Quality of School Climate and Safety (QSCS) Survey

The Quality of School Climate and Safety Survey is an online survey that will be administered during the Spring 2023 KSA to students at every tested grade and will contribute to accountability in the Quality of School Climate and Safety indicator.

The survey will be administered prior to the first content area test, during the same sitting, but in a separate test session. There are two survey forms, one for grades 3-5 and one for grades 6-High School, both will have 27 questions. The survey uses a Likert scale format for answering the questions:

Response Scale:

Strongly Disagree	Disagree	Agree	Strongly Agree
			

If students do not understand a statement or feel uncomfortable responding to an item, they are offered the option to skip to the next item.

The QSCS survey will again be included in the Braille/Large-Print paper/pencil form of the test for Spring 2023.

Note: Students participating in the Kentucky Alternate Assessment will complete the QSCS survey during the Alternate Kentucky Summative Assessments Test Window 2: April 17 - May 30, 2023.

Calculator Use Policy

In order to create a test administration that provides every student with a fair and equitable assessment opportunity, the Kentucky Department of Education (KDE) has developed a calculator policy. Following this policy will ensure that all students have a measure of their academic achievement that is comparable to all students across the state.

Calculator Use Policy for Online Testing

Desmos calculators will be available for students to use within TestNav for the Kentucky Summative Assessments (KSA). There are three calculators available – four-function, scientific and graphing. Students will have access to the three types of calculators depending upon the grade level and the question. Elementary (3-5) grades will have access to the four-function calculator; Middle (6-8) grades will have access to the scientific calculator; and High (10, 11) grades will have access to the graphing calculator for the Reading, Writing, Math, and Social Studies assessments. Note: Students taking the Science assessment at grade 11 will have use of the scientific calculator. Each grade level has a calculator and non-calculator section on the mathematics assessment; in the calculator section, a calculator will appear when the calculator button in the toolbar is selected. Students with the online calculator accommodation will have access to the calculator in the non-calculator section as well (see section Online Calculator Accommodation). To move the calculators (graphing, four-function, and scientific), students will select the calculator and drag it. The graphing calculator can also be resized by dragging the edges/corners of the window. Students can select the buttons or use their keyboard to use the calculator. Selecting the Calculator button again closes the calculator.

The Desmos online calculators are available for free to all students now and throughout the school year and are accessible to students with vision impairments. Tutorial videos are available for practice and guidance. Testing calculators differ from standard calculators available in the app stores and on [desmos.com](https://www.desmos.com) as some features and functionalities are disabled on the testing versions. To practice with the testing calculators, visit [desmos.com/practice](https://www.desmos.com/practice). Additionally, free test mode apps for Chromebooks, iPads, and iPhones can be downloaded through the iOS and Android App Stores. When Kentucky is selected, the app will run with the same functionalities available in TestNav and can be utilized in practice mode or a self-locking assessment mode. Providing the online calculators within the TestNav system further standardizes the assessment. All students using the same calculator adds to the validity of Kentucky's state test, allowing for accurate representation of students' conceptual understanding, procedural/skill fluency, and application essential to the content. Only students that receive specific accommodations or accommodated kits can use a hand-held calculator. If a student is taking the test using a paper test kit, Braille, or Large-Print, then they may use a hand-held calculator that meets current calculator acceptable-use criteria. Note: In the unlikely event that the online calculator should not function during a test administration, an approved hand-held calculator should be provided to the student.

Calculator Use Policy for Paper-Based State Testing

The KDE calculator policy applies to all paper-based state assessments, and to all students, including those who receive test accommodations with an Individual Education Program (IEP) or 504 Plan. In some instances, a student with an IEP or a 504 Plan might use a device not listed within this policy. The District Assessment Coordinator (DAC) must submit an electronic request to the Office of Assessment and Accountability (OAA) for permission allowing a student to use the device not included on the list. OAA will consider the request, which will include reviewing IEPs or 504 plans, to determine if the device is part of the plan and whether it would provide an unfair advantage on state assessments. Each grade level has a calculator and non-calculator section on the mathematics assessment; only permitted calculators should be used within the appropriate section of testing. Students with the calculator accommodation may use an approved calculator on all sections of the content area assessment.

Prohibited Computer Applications, Programs and Documents

During test administration, all applications, programs, or documents built-in, created or downloaded on calculators are prohibited for use on state assessments. This includes all applications and programs with a computer algebra system (CAS)¹. Some permitted calculators have suppression functions, such as Press to Test, that disable applications and use of documents for testing purposes. If available, the suppression function should be used on permitted calculators to deactivate prohibited applications and programs². In addition, all stored documents must be removed.

Prohibited Calculators

The following types of calculators are prohibited:

- calculators with built-in or downloaded computer algebra system functionality
- calculators which contain functions, modes, and/or instructions that cannot be disabled and would provide an advantage over a student using the testing calculator within the testing platform

Prohibited calculators in this category include:

- Texas Instruments: All model numbers that begin with TI-10, TI-15, TI-30, TI-73, TI-89 or TI-92 and the TI- Nspire CAS—Note: The TI-Nspire (non-CAS) is permitted.
- Hewlett-Packard: HP Prime, HP 48GII and all model numbers that begin with HP 40G, HP 49G, or HP 50G
- Casio: fx-CP400 (ClassPad 400), Algebra fx 2.0, ClassPad 300 and ClassPad 330, and all model numbers that begin with CFX-9970G
- handheld, tablet, or laptop computers, including PDAs

- electronic writing pads or pen-input devices—Note: The Sharp EL 9600 is permitted.
- calculators built into cell phones or any other electronic communication devices
- calculators with a keypad (letter keys in QWERTY format). Note: Letter keys not in QWERTY format are permitted.

Calculators Permitted with Modification

The following types of calculators are **permitted, but only after they are modified as noted:**

- calculators that can hold programs or documents—Remove all documents and remove all programs that have computer algebra system functionality.
- calculators with paper tape—Remove the tape.
- calculators that make noise—Turn off the sound.
- calculators with an infrared data port—Completely cover the infrared data port with heavy opaque material such as duct tape or electrician's tape (includes Hewlett-Packard HP 38G series, HP 39G series and HP 48G).
- calculators that have power cords—Remove all power/electrical cords.

Permitted Calculators

Students may use any four-function, scientific, or graphing calculator, if:

- ✓ It is not on the list of **Prohibited Calculators**.
- ✓ All applications, programs and documents have been removed or deactivated as described in the **Prohibited Computer Applications, Programs and Documents section**.
- ✓ Proctors have made necessary modifications based on the **Calculators Permitted with Modification section**.

¹ Calculators with a Computer Algebra System (CAS) can produce symbolic results, manipulate algebraic expressions, perform operations such as factoring, expanding, and simplifying expressions. In addition, calculators with CAS can give answers in exact form without numerical approximations. Some examples of applications with CAS functionalities: all versions of Zoom-Math, APP4MATH, F2K, Allmath and Polynomials All in One.

² Knowledgeable school staff may need to assist students in reinstalling or reactivating suppressed applications after testing is complete.

Calculator Use Policy for Paper-Based Testing and Testing with Accommodations

The use of a permitted calculator is allowed on all sections of the state-required assessment including those sections labeled non-calculator for students with an IEP or 504 Plan. The test administrator is not permitted to encourage the use of a calculator. It is the examinee's responsibility to know whether their calculator is permitted. Calculators that hold documents or programs must have all documents and programs removed that have computer algebra system functionality.

Hand-Held Calculator Accommodation

Students receiving Braille, Large-Print, or paper test kits must use a hand-held calculator that is not on the prohibited list and meets current acceptable-use criteria. Students taking the online test should use the online calculator provided, however some students may qualify for a hand-held calculator if they meet specific guidelines

- They must have use of a calculator and a mathematics deficiency noted on their IEP or 504 Plan.
- They must have received and consistently used the calculator as part of regular classroom instructions throughout the year. Like all other accommodations, a calculator cannot simply be a state testing accommodation.
- A hand-held calculator must be clearly indicated on the IEP or 504; otherwise, the student only qualifies for an online calculator during testing. If students meet the above

conditions, they may use an approved hand-held calculator on the online version of the test.

If a student needs a hand-held calculator that is outside of acceptable-use descriptions in this policy, the DAC must submit an electronic request to the OAA for permission allowing a student to use that device prior to the administration of the state assessments.

Online Calculator Accommodation

Students taking the online test with a calculator accommodation noted on their IEP or 504 Plan that clearly specifies online calculator may be provided that calculator even on non-calculator portions of content assessments. Use of the online calculator must meet specific guidelines:

- Student must have use of a calculator and a mathematics deficiency noted on their IEP or 504 Plan.
- Student must have received and consistently used the calculator as part of regular classroom instruction throughout the year. Like all other accommodations, a calculator cannot simply be a state testing accommodation.

Approved and Unapproved Testing Resources

Approved Testing Resources

Students are permitted to use the tools and resource materials listed below:

- Student Testing Tickets (Testing Tip: Student testing tickets may be used as scratch paper and then be securely destroyed after testing.)
- Dictionary (use paper dictionary only if online dictionary is not available for on-demand writing). English Learners (ELs) may use a paper or electronic bilingual dictionary (not available online).
- Thesaurus (use paper thesaurus only if online thesaurus is not available for on-demand writing)
- Scratch paper (note pad is also available within TestNav.)
- Pen/Pencil for use with scratch paper.
- Hand-held calculators-students who have hand-held calculator marked on their IEP may use an approved hand-held calculator. See specific directions on page 19.

Unapproved Resource Materials

Students are NOT permitted to use the tools and resource materials listed below:

- Books such as encyclopedias and textbooks are not permitted for use. Allowing students to read non-content books after testing is a district decision.
- Copies of acronyms
- Graphic organizers
- Editing devices (e.g., spell-checker or grammar-checker)
- Cell phones, Smart phones, Smart watches, or similar wrist devices with Internet access
- Electronic devices (e.g., iPods, or other music players, pocket translators, Smartwatch, PDAs)

Note: Students with IEPs, 504s, or PSPs may have some of these outlined in their plan; please follow student plan for assessment accommodations.

Students Participating

Students Tested

It is the expectation that all students at grades 3-8, 10 and 11, including newly enrolled students, participate in the Spring 2023 KSA and QSCS Survey. District and school staff should follow the most current health guidance at the time of testing when administering the Spring 2023 KSA and QSCS Survey to students.

Students may not be excluded from testing because of poor academic performance, absenteeism, or discipline problems.

Students who are required to test include the following:

- Students with disabilities
- Foreign exchange students
- Students who move during testing
- Students experiencing a minor medical emergency
- English Learners (ELs) in their second year (or beyond). First year EL students are required to take four multiple-choice or one extended response in both the mathematics and science tests for federal participation.

Students With Disabilities

Students with disabilities participate in the Spring 2023 KSA and QSCS Survey unless they participate in the Kentucky Alternate Assessment. Students with disabilities may participate with or without accommodations. (See Accommodations section for more information.)

Students Receiving Home/Hospital Instruction

Students enrolled in the district who are taught at home or in a hospital setting will participate in the Spring 2023 KSA and QSCS Survey. The health and safety of students, test administrators, and proctors should be the priority. Therefore, instructors of home/hospital students must be notified, trained, and supplied with the necessary materials in time to test these students within the testing window.

See the [TestNav 8 User's Guide](#) for technology requirements.

If a student's illness or injury is such that participation in the Spring 2023 KSA and QSCS Survey would pose a threat to the student's well-being, a medical non-participation may be filed.

In the unlikely event that a homebound or hospitalized student does not have Internet access and is unable to relocate for the administration of the Spring 2023 KSA and QSCS Survey, contact the [OAA](#) for direction.

Medical Emergency

A student whose injury is not serious enough to warrant a nonparticipation request should receive appropriate accommodations that enable the student to participate in the assessment. Some examples of medical emergencies and appropriate accommodations follow:

- Broken arm—use a scribe
- Broken eyeglasses—use a reader and/or scribe
- Leg in traction without sedating/sedative medication—give test at home or in hospital

See [TestNav 8 User's Guide](#) for technology requirements.

To document a medical emergency, the BAC must do the following:

- Notify the DAC as situations occur.
- Complete the [Medical Emergency Form](#) and keep on file in the district.

The Medical Emergency Form is located on KDE's website.

Students Not Tested

Schools should keep a record of students not testing and why at the school/district level. All documentation (nonparticipation, etc.) is maintained at the school/district.

A student will not participate in the Spring 2023 KSA and QSCS Survey if he or she:

- Participates in the Kentucky Alternate Assessment.
- Is a first year EL student—see section below. First year EL students are required to take four multiple-choice or one extended response in both the mathematics and science tests for federal participation.
- Is expelled and not receiving services as provided for in *KRS 158.150(2)*.
- Is medically unable to take the assessment.
- Moved out of Kentucky public schools during the testing window.

Be sure to **inform your BAC/DAC** if you have students who meet the requirements in this section and should not be tested.

English Learners (ELs)

First Year English Learners (ELs)

First year EL students are required to take four multiple-choice or one extended response in both the mathematics and science tests for federal participation. Documentation shall be maintained at the school/district.

Second Year English Learners (ELs)

EL students who are in their second year or later of enrollment in U.S. schools shall participate in the Spring 2023 KSA and QSCS Survey.

Accommodations

Students with Disabilities Using Accommodations

Accommodations are intended to provide support for students during instruction to access and learn content as well as to demonstrate content knowledge during assessment.

Accommodations shall be individualized and specifically designed to aid the student as the student learns as well as to demonstrate content achievement during assessment. Accommodations shall not inappropriately impact the content being measured. In all components of the Spring 2023 KSA and QSCS Survey, a student shall be the sole creator, author, decision-maker, and owner of his/her own work.

With very few exceptions, all students in tested grades will participate in the Kentucky Summative Assessments. Students may be provided with assessment accommodations, based on evaluation data, if the following criteria are met:

- The accommodations must be identified in the student's current IEP, 504 Plan or PSP.
- The student must have routinely received the accommodation throughout the year during classroom instruction. Accommodations should not be added for the sole purpose of use on state-required assessments.
- The accommodations shall not impact the content validity being measured.
- All accommodations shall be provided in accordance with regulation 703 KAR 5:070 as outlined by a student's placement team or Admissions and Release Committee (ARC) unless the student specifically refuses such accommodations.

Many accommodations used in the instructional program for students with disabilities are permitted for testing if they do not give the student an unfair advantage. For example, if a student normally wears noise buffers while working, this accommodation can be used during testing.

Occasionally, noncertified staff members or volunteers provide accommodations for students. Please note that such people should receive thorough training and are required to sign the [nondisclosure form](#) found on KDE's website.

Training must include two regulations, *703 KAR 5:070—Inclusion of Special Populations in the State-Required Assessment and Accountability Programs* and *703 KAR 5:080—Administration Code for Kentucky's Educational Assessment Programs*. [Assessment regulations and training materials](#) are located on KDE's website.

Specific accommodations used for assessments are maintained in the student's IEP, 504 Plan or PSP.

Authorized school personnel must also update the student's information in Infinite Campus (IC) to indicate the accommodations the education team found the student was qualified to use on state assessments. There are a variety of assessment accommodations that may be used for students with disabilities, including the following:

- Reader
- Scribe
- Manipulatives
- Hand-held Calculator -- Only students that receive specific accommodations can use a hand-held calculator.
- Extended Time
- Reinforcement and behavior modification strategies
- Interpreters for students with deafness or hearing impairment (signing)

- Oral native language support for ELs
- Bilingual/English dictionary
- Assistive Technology

The following information summarizes how to specifically administer accommodations. Test administrators providing accommodations must have completed training on *703 KAR 5:070*. Accommodations shall not be designed or provided solely for the state-required test, or to lead a student to any specific answer. Specific accommodations used for tests are maintained in the student's IEP, 504 Plan or PSP.

- ▶ For specific directions on the use of online accommodations, see the [KDE Online Testing Toolbox](#).

Paraphrasing and Simplified Language

Paraphrasing and simplified language are no longer identified in the 703 KAR 5:070- Inclusion of Special Populations (April 2021) regulation as an assessment accommodation. Paraphrasing and simplified language may only be applied to directions for students taking the KSA.

Assistive Technology

For the use of special equipment, including assistive technology, to be allowed during the state-required assessments, the ARC shall have considered under what conditions a student will use the technology on a routine basis during instruction. Evaluation information and ongoing progress data shall support the need for technology. Examples may include, but are not limited to the following:

- Amplification equipment
- Noise buffers (Noise-canceling headphones)
- Magnification (Monocular, Portable Digital Magnifier, Accessibility Features, etc.)
- Non-calibrated ruler or template
- Communication systems (boards or devices)
- Word processors
- Computer/laptop/tablet
- Talking calculators
- Text-to-speech software or devices
- Close-captioned or video materials
- Audio file of state-required assessments
- Cranmer Abacus
- FM Trainer
- Electronic dictionaries
- Refreshable Braille
- Signing avatar
- Word prediction

- Computer Alternate Access (Head Mouse, Touchscreen, Rollerball Mouse, Onscreen Keyboard, etc.)

Reader

Note: Scripts are provided under separate cover for the Spring 2023 KSA and QSCS Survey at Grades 3-8, 10 and 11.

The use of a reader is allowed on all sections of the Spring 2023 KSA and QSCS Survey as described in a student's current IEP, 504 Plan or PSP. The use of a reader shall not in any way lead the student to the correct answer.

The role of the reader during the state-required assessments is to:

- Read directions, prompts, situations, passages, and stories as provided;
- Not use or provide additional information or directions that may lead the student to specific information needed to answer the question;
- Re-read the directions, prompts, situations, passages, and stories only if specifically requested by the student;
- Not point out parts of the task, questions or parts skipped by the student; and
- Read individual words or abbreviations that are mispronounced by text or screen readers, if specifically requested by the student.

Scribe

A scribe's role shall be to type the student's responses in the online space provided. Students receiving Braille or large-print paper tests requiring a scribe will have their responses recorded in a paper SRB. This will reflect what the student knows and is able to do while providing the student with an alternative means to express his or her thoughts and knowledge. At no time shall a student's ideas, revisions or editing be characterized as teacher authored. In all components of the test, a student shall be the sole creator, author, decision maker, and owner of his or her work. A scribe shall type or write student responses in a manner consistent with the accommodations described in the student's current IEP, 504 Plan or PSP.

The role of the scribe is to:

- Type what the student dictates word for word;
- Format, capitalize and punctuate the student's writing as directed by the student;
- Give the written product to the student to edit or revise; and
- Not alter, edit, or revise a student's own ideas, revisions, or edits.

Manipulatives

Manipulatives shall be available for student use to complete the Spring 2023 KSA and QSCS Survey, if they are a strategy used by the student to solve problems routinely during instruction, and the use of manipulatives is described in the student's IEP or 504 Plan. Manipulatives cannot be placed on a student's desk, but instead should be in a place in which the student can access them when needed. The use of a manipulative shall in no way lead the student to the correct answer.

Hand-Held Calculator

Students receiving Braille or large-print kits may use a hand-held calculator.

Students taking the online test should use the online calculator provided.

Some students taking the online assessment may qualify for a hand-held calculator if they meet specific guidelines.

- Student must have use of a calculator and a mathematics deficiency noted on the IEP or 504 Plan.
- Student must have received and consistently used the calculator as part of regular classroom instruction throughout the year. Like all other accommodations, a calculator cannot simply be a state testing accommodation.
- A hand-held calculator must be clearly indicated on the IEP or 504; otherwise, the student only qualifies for an online calculator during testing.

If students meet the above conditions, they may use an approved hand-held calculator on the online version of the test. All other students taking the online test should use the online calculator provided.

Extended Time

Extended time, for students with a current IEP, 504 Plan or PSP, shall be available to the student once standard test time has ended. Extended time will be given if the student is demonstrating on-task efforts which allow the student to make progress on completing his/her assessment responses. The school shall provide proper supervision to maintain an appropriate assessment atmosphere.

Reinforcement and Behavior Modification Strategies

Reinforcement and behavior modification strategies are allowed when they are documented in a student's IEP or behavior intervention plan and are used on a routine basis during instruction.

Strategies may include:

- Verbal, tangible, or tactile reinforcements for being on task;
- Use of technology to focus attention or reduce stress;
- Testing in a separate location outside the regular classroom; or
- Positive behavioral interventions and supports as indicated in a student's behavior intervention plan and/or IEP

Interpreters for Students with Deafness or Hearing Impairment (Signing)

The Spring 2023 KSA and QSCS Survey may be signed (i.e., translated to the student using American Sign Language). Signing shall not be a replacement for technology or reading instruction. Interpreters shall not define words for students, provide content or teach vocabulary or concepts during the assessment.

Interpreters who are also scribes shall follow the policies on scribing outlined in *703 KAR 5:070—Inclusion of Special Populations in the State-Required Assessment and Accountability Programs* document located on [KDE's website](#).

Oral Native Language Support for an EL Student

Oral native language support shall be based on a student's individual language needs as documented in the PSP. This accommodation may range from assistance with specific vocabulary to a sight translation which means rendering online English test materials orally in the student's native language. The accommodation of oral native language support may include providing directions orally in a student's native language. The accommodation shall also incorporate some simplification of language in the test administration directions.

Bilingual or English Dictionaries

Bilingual or English dictionaries can be in print or electronic versions for the EL student with a PSP. The dictionary should be a word-to-word translation without definitions. When using an electronic bilingual or English dictionary, ensure that other capabilities such as going to the Internet, translating whole phrases and sentences, etc. are turned off.

Medically Necessary Breaks

If a student has a medical condition or urgent need to pause a testing session this can be completed directly in TestNav 8 by exiting and resuming the test. Directions on how to exit and resume testing are on page 35. PearsonAccess^{next} will log all start and stop times and their duration.

If a student is taking the test in one of the paper formats, collect all materials and record the stop and start time as directed by the BAC.

Scheduling Test Sessions/Test Preparation

General Instructions for Test Administration

Tests are to be administered using standard testing procedures as outlined in this manual. It is very important that these procedures are followed and that any deviations from standard testing conditions are documented and reported to the BAC.

Prior to test administration, District Assessment Coordinators (DACs), Building Assessment Coordinators (BACs), Technology Coordinators (TCs), and Test Administrators (TAs) should review the technology infrastructure at their schools to ensure that networks meet security requirements.

Content Areas Tested

For the Spring 2023 KSA and QSCS Survey, schools will test during the last 14 instructional day KSA test window. Students will complete reading, mathematics, science, social studies, editing and mechanics, and on-demand writing for Spring 2023 at the appropriate grade level. The allowed testing time for reading is approximately 120-140 minutes; social studies and mathematics will be 120 minutes; editing and mechanics will be 45 minutes; science and on-demand writing will be 90 minutes. The 20-minute QSCS Survey will be administered to all students in tested grades prior to the first content test.

Scheduling Test Administrations

Tests will be administered as determined by the DAC or BAC. The time used to administer a test is called a “testing administration.” **The DAC or BAC will determine a schedule that works best for the school and the students. Unless there are extenuating circumstances, a section (e.g., Math Part A) or content area assessment (e.g. science) must be completed the day it begins.** The OAA is allowing flexible scheduling of test administrations during the 14-day test window. The testing schedule should be created so that it includes ample staff coverage for monitoring test administrations.

After Hours Testing

For districts that will have students testing after regular school hours, contact OAA for approval. OAA will contact Pearson with this information so the testing hours for the district can be extended. Information to provide for approval are District Name, school name, grade, content, and **exact** name of the session. These sessions **must** be prepared and started before Pearson can change the after-hours setting.

Advance Announcement

Testing dates should be made known to parents and students in advance to ensure that students come to school well rested on the days of the test. An announcement of testing dates and a reminder before the first day of testing are suggested.

Allowed Testing Time

Twenty (20) minutes for the QSCS Survey, approximately 120-140 minutes for reading; social studies and mathematics will be 120 minutes; editing and mechanics will be 45 minutes; science and on-demand writing will be 90 minutes. These are the allowed testing times for each test administration of the Spring 2023 KSA and QSCS Survey. The test administrator may allow students, showing continued progress, to work on the KSA past the recommended time. Record this occurrence as needed at the school/district.

Number of Items and Item Types

The detailed number of items and item types for the Spring 2023 KSA and QSCS Survey are provided in the scripts and posted to the [Kentucky Portal](#). Students may see multiple choice, multiple select, technology enhanced, short answer, and extended response items on the 2023 KSA.

Testing Window Extensions

The Spring 2023 KSA and QSCS Survey must be administered during the 14-day testing window. Due to technical issues, if schools are unable to complete the Spring 2023 KSA and QSCS Survey within the test window, please contact the Division of Assessment and Accountability Support (DAAS) at 502-564-4394.

Seating Charts

Seating charts, for both groups and individuals, are required for all state-required test administrations, reflecting students and adults in the testing room. The BAC/DAC will collect and maintain for 12 months at the school or district. Examples are provided on the [Forms](#) page on the KDE website.

DAC/BAC Certification of Proper Test Administration

This form is to be completed by the BAC and DAC to confirm adherence to the *Administration Code for Kentucky's Educational Assessment Programs* (703 KAR 5:080), the *Inclusion of Special Populations in the State-Required Assessment and Accountability Programs* (703 KAR 5:070), and to certify that a proper test administration has been completed. The DAC is to collect and maintain a file that contains the BAC Certifications in the district and send a copy of the DAC Certification to KDE. Details and timelines will be announced in a Monday DAC Email.

Part II: Online Testing Information

The information contained within this part of the Spring 2023 KSA and QSCS Survey is specific to the online test administration. Directions for paper testing for students using accommodated kits (Braille and large-print) are contained in Part III of this manual.

Online Student Listing/Roster

The Student Listing/Roster is a list of all students that have been pre-loaded to [PAN](#). The listing/roster includes demographic information captured from Infinite Campus (IC). To view the Student Listing/Roster, log on to [PAN](#), go to Setup → Students. Select the Search dropdown to show all results. Select the check-box next to the student or students to view or update.



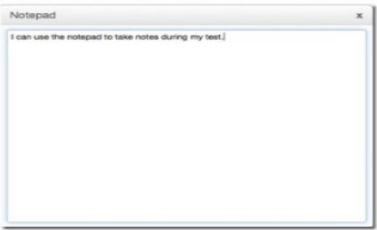
Online Practice Tests and TestNav 8 Tutorial

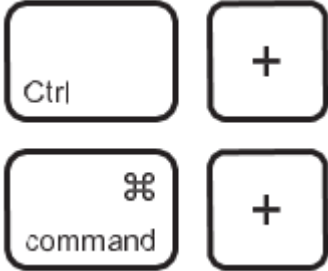
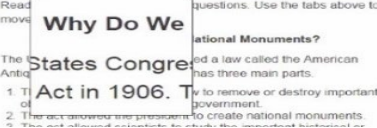

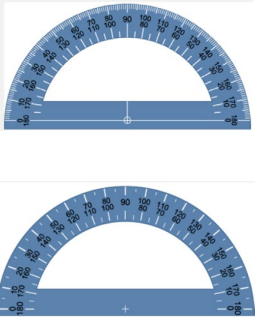

The Kentucky practice tests for general education and accommodated students, and TestNav 8 tutorial will familiarize students with the online testing environment and the question formats. These are optional and separate from the required online tests; however, it is strongly recommended that students have the opportunity to access the practice tests and tutorials, so that they can become familiar with the item types on the test and to learn how to use the TestNav 8 tools before testing. The online practice tests and TestNav 8 tutorial must be administered on a different day from live testing; these may be administered prior to the testing window. The time spent on these should consider students' needs and familiarity with computers.


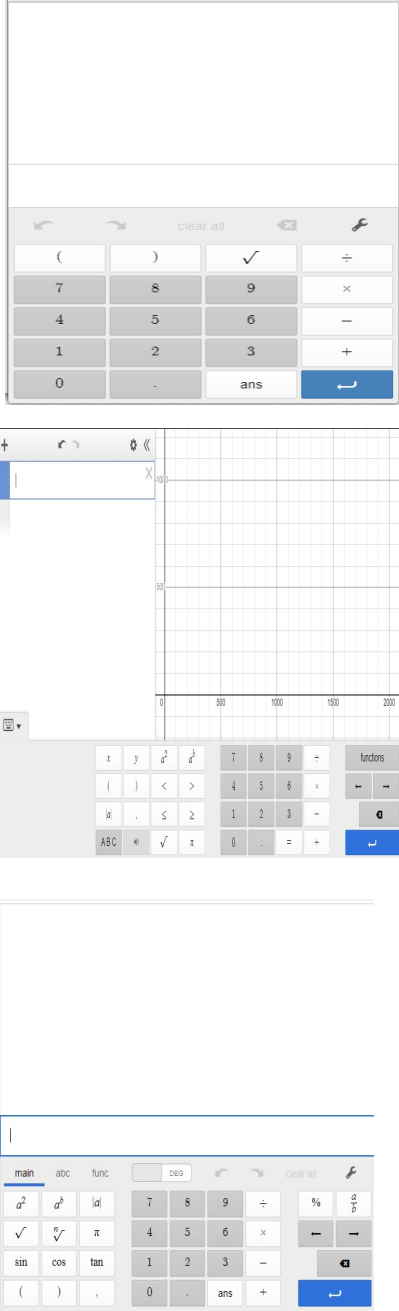
The [Kentucky Practice Tests](#) for Reading, Mathematics, Science, Social Studies, Editing and Mechanics, On-Demand Writing and [TestNav 8 Tutorial](#), can be accessed on the landing page of [PearsonAccess^{next}](#) or on the [Kentucky Portal](#).

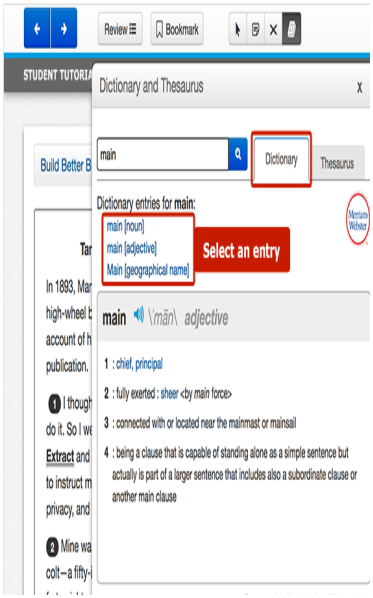
NOTE: For all tools listed below, refer to the TestNav 8 Tutorial for demonstration as to how the tools work.

TestNav 8 Resources Available

Tool Icon	Tool Name and Description
	<p>Pointer—Use to select on screen and to place the cursor in an answer box, plot points, select one or more answers, and drag information from one location to another.</p>
	<p>Answer Eliminator—Use to eliminate (cross off) answer options. This tool functions with multiple-choice and multiple-select items.</p>
	<p>Notepad—Use to type notes while testing.</p>

Tool Icon	Tool Name and Description
	<p>Zoom In/Out—Use to zoom in or out on a test page using keyboard shortcuts.</p> <p>Windows: [Ctrl] and [+] to zoom in [Ctrl] and [-] to zoom out [Ctrl] and [0] to reset to default</p> <p>Mac: [Cmd] and [+] to zoom in [Cmd] and [-] to zoom out [Cmd] and [0] to reset to default</p>
	<p>Magnifier Tool—Use to magnify text, by dragging over it.</p>
	<p>Line Reader —selecting this will place a mask on the screen which the student may place over text or test questions. The line reader mask has a window which shows only one line of text. The student must drag the mask down over the text to read it. The student can resize the mask and the window. This mask must be selected for each passage or question after the student moves backward or forward in the test. To remove the line reader mask, in the dropdown the student selects <i>Hide Line Reader Mask</i>.</p>
	<p>Single-Degree Protractor—device used for measuring and drawing angles. It is enabled in grade 4, Part B only and enabled in grade 5, both Part A and Part B.</p> <p>Five-Degree Protractor— device used for measuring and drawing angles. It is enabled in grade 4, Part B only and enabled in grade 5, both Part A and Part B.</p>
	<p>Answer Masking—selecting this will place a mask over each multiple-choice answer choice. The student may uncover an answer choice by selecting the gray box with the image of an eye. Once enabled, the answer mask will be present on all multiple-choice questions. To stop the answer choice masking, the student enters the dropdown menu and selects <i>Disable Answer Masking</i>. (editing and mechanics only)</p>

Tool Icon	Tool Name and Description
	<p>Exhibits—used in grades 5, 8 and 11 on-demand writing only. This icon, when clicked, will bring up the grade specific writer’s reference sheet on the first tab and the second tab will be the rubric specific to each grade. The icon is located to the right of the screen during testing.</p>
 <p>The image shows three screenshots of the Desmos calculator interface. The top screenshot is the Basic Four-Function Calculator, showing a grid of buttons for numbers 0-9, basic operations (+, -, ×, ÷), and a 'clear all' button. The middle screenshot is the Scientific Calculator, showing a grid of buttons for scientific functions like x^y, a^b, and trigonometric functions, along with a graphing window. The bottom screenshot is the Graphing Calculator, showing a grid of buttons for algebraic functions, a graphing window, and a keyboard input area.</p>	<p>Calculator—Use to aid in calculation</p> <p>DESMOS-Basic Four-Function Calculator (Grade 3-5) DESMOS-Scientific Calculator (Grade 6-8) DESMOS-Graphing Calculator (Grade 10 and 11)</p> <p>To move the calculator on the screen, select the calculator and drag it. If you move the calculator or pan in the graphing window, the keyboard will be put away. To display the keyboard again, select the expression line in the viewing window. The Desmos-Graphing Calculator can be resized by dragging the edge/corner of the window.</p>

Tool Icon	Tool Name and Description
	<p>Dictionary and Thesaurus</p> <p>Can switch between both using the tabs in the top right corner. The dictionary differs by grade level (5, 8, & 11), high school will have access to a High School level dictionary. (Grades 5, 8 & 11) on-demand writing only)</p>
<p>Tools with no icons:</p>	<p>Passage Carry Over-This is a passive, always on tool. It cannot be toggled on/off. The feature makes sure the place in the passage is stored so when students toggle between questions or passages, it resumes exactly where the student previously stopped reading.</p> <p>Glossary-Some reading passages may include words that are unfamiliar. Some of these words have a dotted line below them. When selecting one of these words, its meaning will be displayed in a glossary definition.</p> <p>Highlighter tool-The highlighter tool is available for students to use without clicking an icon in the toolbar. Instead, turn on the highlighter by selecting a word or group of words. Highlight color choices differ, depending on the background and foreground color.</p> <p>Tools Carry Over-A student can activate a tool on one item and have that tool still be active while navigating to other items. Normally, a tool only stays active on the item it is enabled on.</p>

Test Administration Dropdown on PAN

Before beginning the Spring 2023 KSA and QSCS Survey, verify that the test administration on PAN (dropdown menu) reads **Spring 2023 Summative**.

Moving Students Within a District

If a student within the district has moved to another school within the district, the DAC will need to follow the directions below:


- From **Setup**, select **Students**.
- Type a student name into the search field and click **Search**. Click the checkbox next to the student to manage.
- Click **Select Tasks**, select **Manage Enrollments**, and click **Start**.
- Click in the **Organization** search field to find organizations.
- Select the organization(s) to add or remove from the selected student.
- Click the checkbox to enroll or un-enroll a student from an organization.
- Click **Save**.
- With this action the student is enrolled in the new school within your district.

New Students to District-Transfers or New to Kentucky

If a new student moves to the district from another Kentucky district, the DAC or BAC will need to submit a work request in PAN. Below are the steps to follow:

Request Enrollment Transfer-To move a student to the district/school from another district, send a request to the student's current district/school.

- On PAN from **Setup**, select **Work Requests**.
- Click **Select Tasks**, select **Request/Delete Enrollment Transfer**, and click **Start**.
- Type the student's SSID (obtained from sending district) and key in the student details to search for a student to transfer and click **Search**. Fill in the required fields with the exact information that the student file contains.
- Under **Change Enrollment To**, select the organization to which the student should be transferred.
- Click **Send Request**.

Authorize Enrollment Transfer-Used to move a student from the district/school. The DAC or BAC must authorize the transfer request from the new district. When logged in to PAN there is a bell  at the top of the page; if it is red, follow these steps and authorize the enrollment transfer.

- On PAN from **Setup**, select **Work Requests**.
- Click the **Work Type** filter and select **Enrollment Transfer**.
- Select an enrollment transfer request(s).
- Click **Select Tasks**, select **Approve/Reject Enrollment Transfer**, and click **Start**.
- Review the enrollment request and **Approve** or **Reject**.

Create New Student in PAN

If a student moves to the district from another state, create the new student in PAN.

- On PAN from **Setup**, select **Students**.
- Click arrow next to start, click **All Tasks**, click **Start**.
- Type in the student's information, i.e., organization, SSID, etc. Click **Create** to add the Pearson Student ID Number.
- Click the **Register Students** tab and click the register box and add the student's grade, **Save**.
- Click the **Manage Student Tests** and assign the student to the appropriate grade level test.

Online Test Forms

Test forms define the contents of online tests. A test form is a collection of test questions grouped together to measure a student's understanding of a subject. For the Spring 2023 KSA:

Reading	Grades 3-8, and 10- (ten forms)
Mathematics	Grades 3-8 and 10- (ten forms)
Science	Grade 4, 7 and 11- (four forms)
Social Studies	Grades 5, 8 and 11- (ten forms)
Editing and Mechanics	Grade 5, 8 and 11- (ten forms)
On-Demand Writing	Grades 5, 8 and 11- (four forms)

Makeup Tests

Makeup tests are expected to be offered within the test window. Test administrators should be advised to keep a list of students who are absent during the regularly scheduled testing so that makeup sessions can be scheduled. Each BAC should schedule makeup testing sessions for students who are absent during the initial testing.

If a student is absent from the original session and will do makeup testing, schools have two options:

1. Move the student from the original session to a makeup test session that is created the same way as other sessions.
2. Keep the absent student in the original session, leave the session open and test the student when he/she returns. As a reminder, test sessions cannot be stopped unless all students are in a Completed or Marked Complete Status.

Seal Codes

A seal code is a unique four-digit number used to allow students to access a section of the online assessment. The seal code prevents the student from going on to the next portion of the test. There will be one seal code for science, editing and mechanics, and on-demand writing, and two seal codes for reading, mathematics, and social studies. The QSCS survey will not require a seal code.

Allowed Testing Time and Test Detail

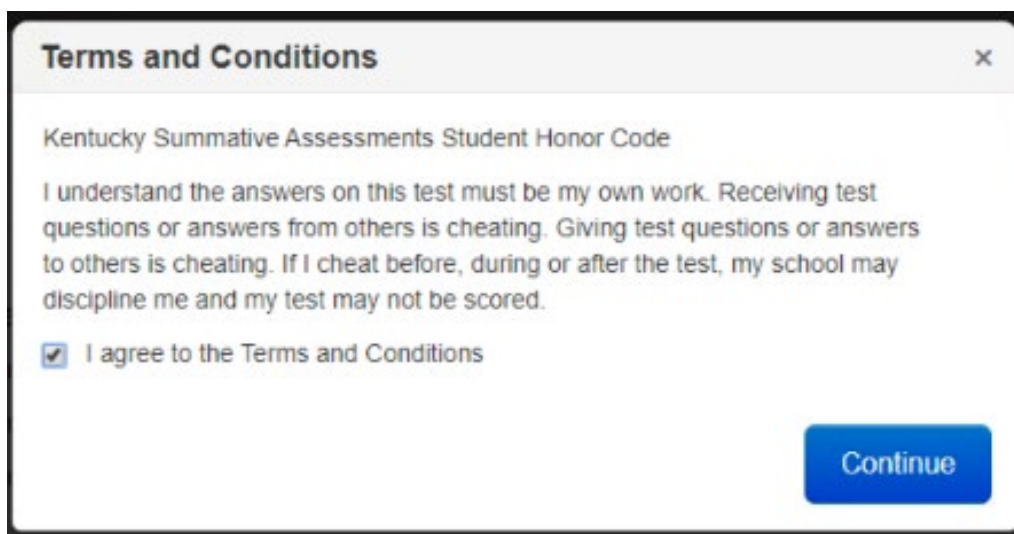
Charts providing the item type, number of items, and test times for the reading, mathematics, science, social studies, editing and mechanics, and on-demand writing are included in the grade appropriate scripts located on the [Kentucky Portal](#).

The times must be followed unless all students complete the test session early. If all students complete a test session early, return to regular classroom instruction.

For the 2023 KSA the test administrator may allow students, showing continued progress, to work on the online assessment past the recommended time. Record this occurrence as needed.

Online Student Honor Code

Once the student logs in, the student will be asked to accept the honor code prior to entering the seal code before completing the content area test. The student will not be able to take the test without accepting the honor code. This process is one of the critical pieces of test security that was added to monitor appropriate administration of the KSA. Students should be reminded of the importance of doing their own work and always putting forth their best effort.



The image shows a screenshot of a web-based dialog box titled "Terms and Conditions" with a close button (X) in the top right corner. The text inside the dialog box reads: "Kentucky Summative Assessments Student Honor Code" followed by "I understand the answers on this test must be my own work. Receiving test questions or answers from others is cheating. Giving test questions or answers to others is cheating. If I cheat before, during or after the test, my school may discipline me and my test may not be scored." Below this text is a checkbox that is checked, with the label "I agree to the Terms and Conditions". At the bottom right of the dialog box is a blue button labeled "Continue".

Irregularities during Testing

Interruptions During Testing

Circumstances over which you have no control (e.g., fire alarms or power outages) may interrupt testing. If testing is interrupted and time permits, note the amount of remaining time, secure any test materials, and secure the room. When normal conditions are restored, the proctor will need to resume all tests in PAN (see note below). Interruptions should not reduce the total amount of time students are given to complete the test. Instructions for exiting and resuming the online test are on page 35.

Should interruptions occur, document the occurrence, and notify the BAC immediately. All documentation should be forwarded to the DAC and kept on file in the district office.

Note: To maintain system security, PAN times out after 15 minutes of test session management inactivity. Once the class has resumed, if timed out, sign back into PAN to resume the students' tests, and continue monitoring the test session.

Test Materials Needed for Online Testing

The BAC will distribute test materials needed to administer the online test to the test administrator.

- Test Session Roster
- Student Testing Tickets
- Seal codes
- Scratch paper (Testing tip: Student testing tickets may be printed one per page with the remaining sheet of paper available for use as scratch paper. Reminder that student testing tickets are considered secure materials.)
- Pen/Pencil for use with scratch paper

Be sure to count the number of student testing tickets received from the BAC and ensure that a testing ticket for each student listed on each session roster is available.

Student Work Area

Ensure that all desks/workstations are clear of books and other materials not needed for the online test. Have students place book bags and other materials away from the desks/workstations. **Ensure that students have no access to cell phones, electronic devices, or other unauthorized materials during testing**

Preparations in PearsonAccess^{next}

Before beginning the Spring 2023 KSA and QSCS Survey, verify that the dropdown test administration on PAN reads **Spring 2023 Summative**. The DAC and/or BAC should have test sessions set up for the Test Administrator/Proctor prior to testing.

If managing test sessions in PAN, complete the following steps. Test session set up **must** be completed before the testing window for your school begins.

- Ensure you have a username and password for PAN.
- Print student testing tickets, seal codes and sessions rosters, if not provided by the DAC or BAC.
 - For detailed instructions on printing student testing tickets, seal codes, and session rosters, refer to the *Creating Test Sessions Guide* document on the [Kentucky Portal](#).
- Add new students to the district in PAN. If the student moves from another state, add as a new student.
- If the student moves from another Kentucky district, step by step instructions are provided on page 27 in this manual. DACs or BACs will be responsible for submitting an Enrollment Transfer in PAN before testing begins.

Test sessions are virtual groupings of students who will, typically, take the same test at the same time in the same location. This part of the guide describes the process of creating test sessions and the optional steps that need to be taken before a test session is started. It is best practice to create test sessions after Configure TestNav 8 has been completed in PAN by the district technology coordinator. When creating and managing test sessions, remember to always verify that the **Spring 2023 Summative** is selected at the top of your screen on [PAN](#).

The *Creating Test Sessions Guide* provides specific detailed instructions for completing the series of steps required in PAN for creating through starting student test sessions. The *Creating*

Test Sessions Guide is located on the webpage of the Kentucky Department of Education (KDE) [website](#), and on the [Kentucky Portal](#).

Timeframe for Completing Tasks

- Create test session and add students to test session – one to two weeks before testing.
- Print secure student testing tickets – one to two weeks before testing (keeping secure after they are printed).
- Precache test content (optional) – one to two weeks before testing.
- Prepare test session(s) – one to two weeks before testing.
- Start test session(s) – beginning of testing.

Text to Speech (TTS) and IEP/504 Calculator on PearsonAccess^{next}

For a student to receive the TTS and/or IEP/504 Calculator accommodations during testing the functionality will need to be flagged in PAN. Both TTS and IEP/504 Calculator **must** be added to the student's record **before** a session is prepared. To setup a student to receive the TTS and/or IEP/504 Calculator accommodation the DAC/BAC will have two options:

- The DAC/BAC can enter the information into PAN via the User Interface (UI).
- The DAC/BAC can export a file from PAN, make updates to the student record on the file, and import the file back into PAN.

Detailed instructions are posted in the [Kentucky Portal](#), under the PearsonAccess^{next} Guidance Documents tab.

Read Aloud Session

In some instances, school staff may find that there are not enough administrators available to provide an individual reader to each student. DACs and BACs may then group students into small groups of **up to four**. The DAC/BAC may set up a read aloud session that will automatically assign all students in the session the same form and create a proctor ticket. Detailed instructions for this process may be found in the *Creating Test Sessions Guide* on the [Kentucky Portal](#).

Note: Proctor Testing Tickets are to be used by the test administrator/proctor only, do **NOT** give a Proctor Testing Ticket to a student to use to log into a test. It is advisable to print the Proctor Testing Ticket on a different color paper to distinguish it from the student test ticket.

Printing Student Testing Tickets in PearsonAccess^{next}

- Each student must have a student test ticket to sign-in to an online test. Each test ticket contains the student's unique username and password. You may also print a Session Roster for each session. The testing tickets and rosters are secure documents and must be kept in a secure location until the test is administered. Student testing tickets should be printed at least one week prior to testing.
 - Verify that **Spring 2023 Summative** is selected in the dropdown on PAN.
 - From **Testing**, select the action dropdown and select **Sessions**.
 - Search for the session.
 - Check the box for the session.
 - Select **Go to Students in Sessions**.
 - Select the session under Session List.

- Select the **Resources** dropdown.
- Under Student Testing Tickets, select “Print all for this session.” If you want to print only selected testing tickets, click the checkbox next to the name of each student whose ticket you want to print and select “Print selected for this session.”
- Select a print format from the dropdown. The options are 1 per page, multiple per page, grid, or list. Print the testing ticket(s) using your browser. **Note:** If the “1 Per Page” option is selected, students may use the testing ticket as scratch paper.

Prepare Test Sessions in PearsonAccess^{next}

- After sessions are created and before the session is started, users prepare the session. This step takes the information provided when users created sessions to assign students to the correct test forms. **All test sessions must be prepared before a session can be started.** You can begin to Prepare Sessions after Proctor Cache (this is optional, not required) has been done, this should be completed two weeks before testing begins. **Users should prepare sessions at least a day before testing.** You can prepare test sessions one at a time or prepare multiple sessions at the same time.

NOTE: Students with TTS and/or IEP/504 Calculator accommodations **must** have this added to the student’s record before the session is prepared.

- Verify **Spring 2023 Summative** is selected.
- From the Testing dropdown, select **Sessions**.
- Search for session(s).
- Check session(s).
- Select **Go to Students in Sessions**.
- Verify the test session(s) you want to prepare is selected under Session List.
- Click the **Prepare Session** button. (Note the session is Not Prepared and no Forms are assigned).
- Session will show as Preparing.
- Once prepared, the session will be in the Ready status and a Form number will be assigned to each student.

Start Test Sessions in PearsonAccess^{next}

- After a test session is prepared, it can then be started. Test sessions should be started on the day of testing before students log in to test. You can start test sessions one at a time or start multiple sessions at the same time.
- Verify **Spring 2023 Summative** is selected.
 - From the Testing dropdown, select **Sessions**.
 - Search for session(s). Click the Search dropdown to Search for all sessions.
 - Check session(s).
 - Select **Go to Students in Sessions**.

- Select the **Start Session** button. (Students will log in with their student testing ticket **after** the test session has been started.)

Online Testing Day

Prior to Testing and Before Students Arrive

- Review the scripts that you will read to students during testing.
- BACs confirm that test administrators have student testing tickets, seal code(s) and all the necessary supplies needed to administer the online tests.
 - Each student must have a student testing ticket to log in to a test. Student testing tickets contain a unique username and password needed to log in. The BAC should provide student testing tickets for all students in the test administration. If you do not have a student testing ticket for a student, please contact your BAC.
 - The student testing tickets can be printed any time before students in the session log in to the test. The student testing tickets are secure and must be kept in a **secure** location until the test is administered and must be returned to the BAC after the test session is over.
 - Seal codes will be provided when student testing tickets are printed.
- Post a “TESTING—PLEASE DO NOT DISTURB” sign on the classroom door.
- Be sure that all students have comfortable and adequate workspaces.
- Start the test session in PAN, if not completed by the DAC or BAC. Test sessions should not be started until the first day of testing.
- If managing test sessions in PAN, verify all students who will be testing are in the test session.
- Ensure that student computers/devices are turned on and have no additional software running. Please refer to the [Kentucky Portal](#) for technology related guidance documents.

Starting Testing Session and Student Sign In

- Access TestNav 8 on each student testing device, depending on device and DAC/BAC procedures for student log in. (Students may complete this step themselves).
 - For installable TestNav 8:
 - On tablets: Students select the TestNav 8 icon on Home screen. All applications are locked while TestNav 8 is in use.
 - On Chromebooks: Students select the TestNav 8 app from the Apps menu on the lower left side of the screen (app provided; no log in).
 - On desktops or laptops: Students select the TestNav 8 icon on the desktop screen of the desktop or laptop.
- Instruct students to clear their desks of books and other materials not needed for the test.
- Test Administrators/Proctors will need to provide: student testing tickets, scratch paper, and pens/pencils. Students **must** verify their names at the top of their student testing ticket.
- Write the seal code(s) on the board for the students when directed by the scripts to do so. There is one seal code for the science, editing and mechanics, and on-demand writing tests; two for reading, mathematics, and social studies; and no seal code for the QSCS Survey.
- Students must write their names on the scratch paper. All material will need to be turned in at the end of the test session. (**Testing Tip:** Students may use their student testing ticket for

scratch paper. The student testing ticket is considered secure material and should be maintained in a secure location until securely destroying after testing.)

During Testing

- Maintain test security.
- Write the allowed time for the test in a classroom area where all students can see it. Be sure to write both the start and end times. Testing times are listed within the scripts located on the [Kentucky Portal](#).
- Be available to answer questions as necessary. Test administrators must not provide evaluative comments during the test administration.
- Monitor testing by walking around the test environment during testing.
- Notify the BAC of any testing irregularity as soon as possible.
- Reminders may be given to entire class when 15-minute and 5-minute time intervals remain. Countdown timers are allowed if they make no noise.

Monitoring the Online Test Session

- **Active Monitoring:** Actively monitor students throughout the entire test administration by circulating around the room to carefully observe student behavior and ensure that students are working independently and making progress in the online administration. Do not complete other tasks, including lesson planning, grading papers, or talking casually with other staff. **If space is limited and students can potentially see other screens, active monitoring must be heightened.**
- **Dashboard Monitoring in PAN:** DACs and BACs have the option to define which set(s) of data the user would like represented in a graph, each will appear in its own segment within the dashboard. Detailed instructions for setting up different monitoring graphs are posted in the [Kentucky Portal](#), under the PearsonAccess^{next} Guidance Documents tab. The following Dashboards are available in PAN:
 - Session Status
 - Student Test Session Status
 - Test Status – Online
 - Test Status – Paper

Refer to the table below for a complete list and explanations of student statuses.

Status	Explanation
Ready	The student has not yet started the test
Active	The student has signed in and started the test
Exited	The student has exited TestNav 8 but has not submitted test responses
Resumed	The student's test has been resumed, but the student has not yet signed in. Resumed-Upload status forces TestNav 8 to check for a saved response file (SRF) on the testing machine when the student signs back in to continue.
Complete	The test has been submitted by the student through TestNav 8 and the data has been processed

Status	Explanation
Marked Complete	The student's test has been marked complete by the DAC and the student will not finish testing. DACs may provide the "Mark Test Complete" role to the BACs in PAN if they determine it is needed.

NOTE: To maintain system security, PAN times out after 15 minutes of test session management inactivity. If you have been timed out, you will need to sign back into PAN to resume monitoring the test session.

NOTE: Recommend that schools have technology personnel available in the building to assist with any technology issues that should arise during the test administration.

Exiting or Submitting the Test Temporarily

If a student needs to exit TestNav 8 temporarily (for example, to take a break) before finishing the test, complete the following steps:

1. Click the user dropdown menu in the upper right corner of the screen next to the student's name.
2. Select "Sign out of TestNav 8" and then click the **Save and Return Later** button.

Exiting TestNav 8 does not send students' tests to completion. Exiting the test is for student breaks or if a student must be moved to another location. If the student inadvertently chooses the **Submit Final Answers** button, contact your BAC.

Resuming the Test

If a student exits TestNav 8 (either unintentionally or intentionally) before completing the test, then the student's test must be resumed by the test administrator before the student can continue with the same test.

Note: only students in "Active" or "Exited" status can be resumed.

There are two ways to resume student tests in PAN:

- To resume an individual student's test, in the **Student Test Status** column, select the dropdown menu next to the student's status and select either **Resume** or **Resume Upload** (only one option will display, and the displayed option depends on how the student exited the test.)
- To resume all students, select the checkbox at the top on the left or the checkboxes next to individual students. Then select the dropdown menu next to the **Start** button and select **Student Test Statuses**. If not already on the Resume Student Tests screen, select the **Resume Student Tests** tab at the top. Select the checkbox at the top on the left or next to the student's name(s) in the list to confirm your selection(s) and select **Resume**.

The student can now sign into TestNav 8 with the same student testing ticket previously used.

Submitting Tests

Students must submit answers for their tests to be completed. Students must click the **Submit Final Answers** button to send students' tests for completion. After all students have completed the test and submitted their responses, the test administrator should stop the session.

To stop a test session, complete the following steps:

1. Ensure that each student's status is "Completed" or "Marked Complete" on the Students in Sessions screen.

2. Click the **Stop** button to stop the test session.

After Testing

- Stop **ALL** test sessions.
- Collect student testing tickets and return to BAC for destruction after testing.
- Collect scratch paper and return to BAC for destruction after testing.

Online Test Administration Instructions

DAC—Responsibility Checklist

- Serve as the point of contact with Pearson regarding issues with online test materials (e.g., additional materials orders).
- Be available to answer questions from BACs as necessary.
- Establish safety/security procedures for testing.
- Oversee the online testing procedures for the district.
- Coordinate with the District Technology Coordinator before and during online testing.
- Ensure test sessions are set up prior to testing day.

BAC—Responsibility Checklist

- Be available to answer questions from test administrators/DAC.
- Communicate questions/issues (including testing irregularities) to the DAC.
- Establish procedures for safety/security throughout testing.
- Coordinate with the District Technology Coordinator before and during online testing.

After Testing

- **Mark tests complete:** There may be situations where a DAC needs to mark a student's test complete in [PAN](#). DACs can add the "Mark Test Complete" role to a BAC's account on PAN.
 - When a student will not complete the test during the test session, and will not return to complete the test, the test may be marked complete if the district chooses. However, all incomplete tests will automatically be marked complete by Pearson at the end of the testing window.

- If the student leaves during a testing session due to illness and will not return during the testing window the test should be marked complete.
 - Select the box next to the student Pearson ID that is in “Active or Exited” Student Test Status.
 - Next, under **Select Tasks**, select **Mark Student Tests Complete**.
 - Next, select **Start**.
 - The next screen requires a “Reason.” Input a reason the student’s test will be marked complete (for example, the “Student was Absent” or “The Student Refused to Test”).
 - Select **Mark Complete**. **NOTE:** As it says on the screen, this action is not reversible.
 - On the following screen, the Student Test Status will now read “Marked Complete.”

Part III: Paper Testing Information

Paper Testing Preparation for Accommodated Students with Braille and Large-Print

The information contained within this part of the Spring 2023 KSA is specific to the paper test administration for students using accommodated kits (Braille and large-print). Directions for online testing are contained in Part II of this manual.

Accommodated Kits Ordering

Accommodated Kits ordering window is March 27-June 9. Test materials must be ordered no later than May 30 and return materials are available to order until June 9. Kits available for accommodated orders are Braille and Large-Print.

DACs will order accommodated kits via Additional Orders for students.


Do not create test sessions in PAN for students that are taking a paper/pencil version of an online test.

The chart below provides information about the accommodated materials available.

Accommodation Required	Accommodated Paper Test Materials Available	
	Braille	Large-Print
Visual	X	X

Test Booklet Security Barcode Number

As illustrated in the following figure, each test booklet has a unique barcode, also known as a security barcode number, located in the upper right corner of the back cover of the test booklet. Using this barcode, test booklets are assigned to specific schools. This provides an accurate means of tracking secure test booklets that are shipped to and returned from schools. Test booklets are included in the accommodated kits only.



Student Honor Code

For students requiring an accommodated kit, a student honor code has been printed on the back page of the SRB that matches the online example below. This process is one of the critical pieces of test security that was added to monitor appropriate administration of state-required tests. Students should be reminded of the importance of doing their own work and always

putting forth their best effort. Test administrators are to read aloud the student honor code and have students sign the honor code prior to the onset of testing. If the student refuses to sign the honor code, testing should move forward.

Kentucky Summative Assessments Student Honor Code

I understand the answers on this test must be my own work. Receiving test questions or answers from others is cheating. Giving test questions or answers to others is cheating. If I cheat before, during, or after the test, my school may discipline me and my test may not be scored.

Student Signature

Serial Number

For students requiring an accommodated kit, a unique seven-digit number is used to track a student to a student response booklet. The serial number is located on the front page of the student response booklet. This number should be documented for newly enrolled students requiring an accommodated kit.

DAC/BAC—Before and During Testing Procedures

BAC-Additional Orders of Accommodated Kits

BACs are to determine what accommodated kits will be needed for their students. The accommodated test kits are by grade, both Braille and large-print kits are available. **Only the DAC can order additional test materials.**

DACs-Additional Order of Accommodated Kits

When placing an order for additional accommodated kits the DAC must submit an Additional Order via PearsonAccess^{next}. Orders must be submitted and **approved by 1:30 p.m. ET** to be considered same-day business. After the materials are **shipped**, the DAC will receive an automatic email from the PearsonAccess^{next} System with the tracking number of the shipment and a link to track materials.

Please order additional accommodated kits by the following dates:

- Additional Order window is March 27-June 9.
- **May 30** — Last day for DACs to order testing materials.
- **June 9** — Last day for DACs to order **return shipping materials if needed** for a school (e.g., boxes, red and/or blue return labels or white UPS return shipping labels).

BAC—Before Testing Procedures

Receiving Test Materials

Upon receipt of accommodated kits, the BAC should follow these steps to prepare for the test administration and maintain the security of the state assessments.

- Open boxes as soon as possible to allow enough time for inventory.
- Organize accommodated kits and place them in a locked, secure location until distributed for testing. Non-secure test materials, such as this manual, must be distributed to test administrators early to allow them enough time to prepare for test administration.
- Save the boxes in which the test materials arrived. Use them to return **all** test materials to the DAC.

BAC—After Testing Procedures

Collection and Return of Test Materials

After the tests are administered, the BAC is responsible for collecting, packing, and returning accommodated test materials to the DAC.

All used SRBs and secure test booklets must be returned to the DAC immediately after testing. Items that must be returned include the following:

- **Used** SRBs
- **All** used, unused secure test booklets and secure accommodated test materials

Items that should not be returned:

- Scratch paper—lined or graph paper (**must be securely destroyed**)
- Unused School ID Headers

Packing the Used Student Response Booklets

Packing Scorable Materials from an Individual School and Returning Used Student Response Booklets

- Arrange all used SRBs by grade and in separate stacks.
- Place a *School ID Header* on top of each grade, do not mix different grade SRBs under a header. **Complete the School ID Header with district/school numbers, grade, and number of completed student response booklets being returned.**
- Place all used SRBs in the shipping box(es) provided by Pearson. If you do not have enough Pearson boxes to return your materials, you may use a sturdy box that you have available.
- Attach a red return label and a UPS Ground return label to each box of the SRBs. Make sure the correct label is attached.

DAC—After Testing Procedures

When testing is complete, the BACs must collect and inventory all accommodated kit materials (including test booklets, completed SRBs and all secure test materials) received from test administrators. All school materials should be returned to the DAC **no later than the last day of the test window, June 2.**

All materials from the schools should be boxed and labeled (red scorable and blue nonscorable) when they are returned to the DAC after testing. If you do not have enough Pearson boxes to return your materials, you may use a sturdy box that you have available.

Scheduling a Pickup With UPS

The pickup is after the close of the last day of the testing window for each individual district. DACs are to call UPS at (800) 823-7459 to schedule all pickups (both scorable and nonscorable) using Pearson’s “Return Service.” Provide the UPS representative with the following information:

- Account number from bottom of the return label
- Physical location where packages are to be picked up
- Estimated number of packages that will be available for pick up

Pickups should be scheduled 24 to 48 hours in advance. There may be time constraints for specific pickups based on location. When the pickup is confirmed, the school/district will receive a confirmation number from UPS to reference if questions arise or changes occur.

Before returning materials to Pearson, please verify the following:

- All boxes containing secure test booklets (used and unused), and scorable SRBs (used) have been returned from each school.

Instructions for Using the Red and Blue Labels

All materials returned from the BAC to the district office should have red (scorable) labels and blue (nonscorable) labels for the test on the boxes and be numbered sequentially (1 of x, 2 of x, etc.) for the school. Once the DAC receives all school boxes in the district, the boxes should be marked as follows and UPS labels affixed to the boxes:

- The boxes returned to the DAC by the BACs are to be numbered “(___ of ___)” below the school name on both the scorable and nonscorable boxes.
- Upon receipt of all boxes from the BACs, the DAC must separate the boxes by label color and mark the box count below the district name “(___ of ___)” accordingly.

Scorable Shipment

The original shipping box(es) with **generic** red (scorable) return labels from the BACs for return of scorable test materials for each school must contain:

- BACs should provide the original shipping box(es) from Pearson containing scorable SRBs.
- **The UPS labels for scorable materials have “UPS Ground” on the label. Do not put nonscorable labels on your scorable materials as this will delay the return of your test materials.**

Nonscorable Shipment

The original shipping box(es) pre-labeled for return of nonscorable materials should contain:

- All **used and unused** nonscorable secure test booklets, including Braille and large-print test booklets used during the test.
- KSA accommodated test materials will be returned in box(es) with a blue label. If you do not have enough Pearson boxes to return your materials, you may use a sturdy box that you have available.
- **The UPS labels for the nonscorable materials have “UPS GROUND” on the label. Do not put scorable labels on your nonscorable materials as this will delay the return of your test materials.**

If you do not have enough Pearson boxes to return your materials, you may use a sturdy box that you have available.

Instructions for After Materials Have Been Properly Prepared and Packed

- **Keep all tracking label tabs in a secure place for future reference.**
- Destroy any remaining unused UPS return shipping labels or original shipping boxes.
- Store all boxes in a secure location until pickup.

Forms

Appropriate Assessment Practices Certification Form

The Appropriate Assessment Practices Certification Form is included at the *end of this section*. This form should be read and signed by each test administrator and kept on file by the BAC and/or the DAC. **A paper copy should be retained in the district office.**

Medical Emergency Form

Some medical emergencies that occur during testing can be addressed by using accommodations in a school, classroom, or homebound setting. For example, a student with a broken arm can have a scribe to record answers to the test questions.

Approval from KDE is not necessary for providing the accommodations needed. The completed form should be kept on file in the district. The [Medical Emergency Form](#) can be found on KDE's website.

Medical Nonparticipation

A student's handicapping condition cannot be the basis for a medical nonparticipation. However, if a student is so ill or medically fragile that he or she is unable to complete the state-required assessment, even in a homebound situation with accommodations provided, a school may choose to request a medical nonparticipation for the student. If unsure whether a student qualifies for a medical nonparticipation, please contact the DAC. The [Medical Nonparticipation Form](#) can be found on KDE's website.

Nondisclosure Agreement Form

The [Nondisclosure Agreement Form](#) sets the conditions for accessing secure testing materials. It is available online on KDE's website.

School ID Header

When packaging accommodated test materials for return to Pearson, School ID Headers must be placed on top of each stack of materials. School ID Headers are used to identify test materials by school and grade.

Seating Charts

[Seating Charts](#), for groups and/or individuals, are required for all state-required test administrations, reflecting students and adults in the testing room. The DAC will collect and maintain. Seating charts are available on KDE's website.

**Spring 2023 Kentucky Summative Assessments and Quality of School Climate and
Safety Survey
Appropriate Assessment Practices Certification Form**

Appropriate Assessment Practices

The Kentucky General Assembly through KRS 158.6453 requires an innovative student assessment program designed to measure student progress toward achievement of the goals specified in KRS 158.6451. The purpose of this document is to describe the practices that are considered appropriate in preparing students for the assessments, in administering them and in assuring proper security of the assessments.

In determining appropriate practices, the following standards have been used:

- Professional Ethics—No test-preparation practice should violate the ethical standards of the education profession in 16 KAR 1:020.
- Educational Defensibility—All test preparation practices shall be designed and used for the purpose of increasing student learning.
- Student Ownership—All assessment work shall be done entirely by the student. No one shall coach, edit, or point out errors in student work on the constructed-response or multiple-choice portions of the test.

The first standard simply refers to evaluating the appropriateness of a practice to determine whether it meets standards of professional ethics. Therefore, such activities as duplicating secure testing materials, which is specifically prohibited, would be considered inappropriate by applying this standard. Only those items designated by the department, or its contractors as “released” may be reproduced for any reason without the specific written permission from the Kentucky Department of Education (KDE). The second and third standards encourage any activities that increase student mastery of the content being tested but would classify as unacceptable any practice that creates a deceptive picture of student achievement.

Administrators and teachers should all use due diligence to ensure the security of the test before, during and after administration. All copies of materials (paper and online) shall be returned to the testing contractor immediately following administration or properly secured through procedures that may be issued by the department. No assessment materials other than those officially designated as released may be duplicated. All directions in the *Test Administration Manual* that accompanies the test materials shall be followed. For additional information concerning appropriate assessment practices, please refer to the *Administration Code for Kentucky’s Educational Assessment Program (703 KAR 5:080)* at: <http://education.ky.gov/AA/distsupp/Pages/AdminCode.aspx>.

A 2023 Appropriate Assessment Practices Certification Form signature block is provided on the next page. All school personnel involved in the assessment must sign this form.

Test Administrator Guide for the Spring 2023 Kentucky Summative Assessments and Quality of School Climate and Safety Survey

Test Administrators for the Spring Kentucky Summative Assessments and Quality of School Climate and Safety (QSCS) Survey shall maintain an atmosphere conducive to the successful completion of the assessment. No information about the content of answers may be provided to the students.

Test Administrators should do the following for the Summative Assessments (KSA) and Quality of School Climate and Safety (QSCS) Survey:

- Adhere to testing regulations.
- Verify beforehand that the testing environment will not prohibit students from completing their tasks (e.g., adequate ventilation, no broken furniture, adequate lighting).
- Provide opportunities for students to practice testing in an online environment.
- Explain to students how to fill out test booklets and student response booklets according to the directions for the paper-based test.
- Encourage students to work constructively to complete the assessment; however, test administrators shall not provide any content information for the assessment.
- Notify your Building Assessment Coordinator of printing errors if they are discovered (e.g., mis numbered pages, blank pages, smeared copy).
- Circulate among students during testing.
- Return all paper materials to the vendor after testing.
- Take all measures allowed by the school to prevent interruptions (e.g., messengers, intercom announcements).

Test Administrators should NOT do the following for the Spring 2023 Kentucky Summative Assessments and Quality of School Climate and Safety (QSCS) Survey:

- Duplicate or reproduce any part of the assessment in any manner.
- Provide tools except as specifically allowed in the instructions (i.e., dictionaries and thesauri may be provided for writing).
- Answer questions related to the response (no hints, restatements, interpretations, rephrasing for clarification).
- Provide preprinted acronym sheet or paper containing a system for organizing answers (e.g., column method, ROOTs).
- Hover over individual students for extended periods of time.
- Allow distractions.
- Engage in activities preventing their full attention to the students.

All school personnel involved with the assessment program must sign the following certification form. The form should be kept on file in the local district.

I have received and read the *Administration Code for Kentucky's Educational Assessment Program*, the *Inclusion of Special Populations*, and the *Appropriate Assessment Practices Certification Form* provided by the Kentucky Department of Education.

Name of District

Name of School

Staff Member's Signature

Date

Glossary

504 Plan

Section 504 of the Rehabilitation Act guarantees an appropriate special education as well as accessibility to regular education programs. The *504 Plan* is a written document prepared by a child's 504 Team that outlines the school's obligation to provide reasonable accommodations for a student.

Accommodated Kits

Accommodated kits (paper-based) special test materials to be used by students who require Braille and large-print.

BAC Certification of Proper Test Administration Form

This form is to be completed by the BAC to confirm adherence to the *Administration Code for Kentucky's Educational Assessment Programs* (703 KAR 5:080), to the *Inclusion of Special Populations in the State-Required Assessment and Accountability Programs* (703 KAR 5:070), and to certify that a proper test administration has been completed. The DAC is to collect and maintain a file that contains the BAC Certifications in the district. The DAC and BAC Certification forms are sent via a DAC Monday Email near the end of testing to certify that all testing is complete.

Building Assessment Coordinator (BAC)

The term "Building Assessment Coordinator" (BAC) refers to the school-level individual who is responsible for receiving the test materials from the DAC, organizing the materials, distributing the materials to the test administrators, collecting the materials after testing and returning the materials to the DAC for verification and shipping.

District Assessment Coordinator (DAC)

The term "District Assessment Coordinator" (DAC) refers to the district-level individual who is responsible for receiving the materials from Pearson before testing, organizing the materials, distributing the materials to the BACs, collecting the materials after testing and returning the materials to Pearson. The DAC is responsible for communication between the Pearson Service Center and his or her district's schools.

DAC Certification of Proper Test Administration Form

This form is to be completed by the DAC to confirm adherence to the *Administration Code for Kentucky's Educational Assessment Programs* (703 KAR 5:080), to the *Inclusion of Special Populations in the State-Required Assessment and Accountability Programs* (703 KAR 5:070) and to certify that a proper test administration has been completed. The DAC is to collect and maintain a file that contains the BAC Certifications in the district and will send a copy of the DAC Certification to KDE. The DAC and BAC Certification forms are sent via a DAC Monday Email near the end of testing to certify that all testing is complete.

English Learners (ELs)

A student is identified as EL through a collection of survey and assessment results.

Every identified EL student must take an English language proficiency (ELP) test annually to meet federal requirements. The current exit criteria for an EL student on the ELP assessment ACCESS for ELLs® is an overall composite of a 4.5 on a Tier B or C.

Extended Time

Extended time must be based on documentation in the student's IEP, 504 Plan or PSP. The use of extended time shall be utilized if the student is demonstrating on-task efforts which allow the student to make progress on completing his/her assessment responses. The school shall provide proper supervision to maintain an appropriate assessment atmosphere.

Forms

Reading	Grade 3-8 and 10- (ten forms)
Mathematics	Grades 3-8 and 10- (ten forms)
Science	Grade 4, 7 and 11- (four forms)
Social Studies	Grades 5, 8 and 11- (ten forms)
Editing and Mechanics	Grade 5, 8 and 11- (ten forms)
On-Demand Writing	Grades 5, 8 and 11- (four forms)

Individual Education Program (IEP)

An IEP is a written program for a student with a disability who is eligible to receive special education and related services under the Individuals with Disabilities Education Act (IDEA).

Medical Emergency Form

This [form](#) is used for an injured student whose injury is not serious enough to warrant a medical nonparticipation request but should receive appropriate accommodations that enable the student to participate in the assessment. Be sure to retain a copy of the completed form on file in the district office. A copy of this form can be found on KDE's website.

Medical Nonparticipation

A student's handicapped condition cannot be the basis for a medical nonparticipation. However, if a student is so ill or medically fragile that he or she is unable to complete the state-required assessment, even in a homebound situation with accommodations provided, a school may choose to request a medical nonparticipation for the student in SDRR. If unsure whether a student qualifies for a medical nonparticipation, please contact the DAC. The [Medical Nonparticipation Form](#) can be found on KDE's website.

PearsonAccess^{next}

[PearsonAccess^{next}](#) is an electronic system that districts, and schools use to accomplish the following:

- View student enrollment counts for the KSA assessment, (If there is a significant discrepancy with the enrollment counts, contact KDE).
- Order accommodated testing materials (Braille and Large-Print).
- Create test sessions for students testing the online assessment.
- Update district and school profiles.

Program Services Plan (PSP) for EL Students

A PSP for EL students is an individual language service plan for students with limited English proficiency. It is required under federal law (Title III, Sec 3302, No Child Left Behind Act of 2001). In Kentucky, an individual PSP is required for all students identified as EL. See "English Learners" on page 16.

Scannable Paper Student Response Booklet

The scannable booklet is a stand-alone document containing response areas to record the student's responses to the questions and biographic information.

- **Grades 3-8, 10 and 11**

Seal Codes

A seal code is a unique four-digit number used to allow students to access a section of the online assessment. The seal code prevents the student from going on to the next portion of the test. There will be one single seal code used for science, editing and mechanics, and on-demand writing, and two seal codes for reading, mathematics, and social studies. The QSCS Survey will not require a seal code.

Seating Charts

Seating charts, for both groups and individuals, are required for all state-required test administrations, reflecting students and adults in the testing room. The BAC/DAC will collect and maintain. Examples are provided on the [Forms](#) page on the KDE website.

Test Booklet Security Barcode Number (paper)

The test booklet has a unique barcode, also known as a security barcode number, located in the upper right corner of the back cover of the test booklet. Using this barcode, test booklets are assigned to specific schools. This provides an accurate means of tracking secure test booklets that are shipped to and returned from schools. The test booklets are included in the accommodated kits only.

State Student ID (SSID)

This number is generated by KDE's Student Information System (SIS). The SSID is a unique 10-digit number assigned to each student.

Student Data Review and Rosters (SDRR) Application

This is KDE's electronic rostering and data review application.

Student Honor Code

With the online test, the student will be asked to accept the honor code prior to entering the seal code and completing the content area. They will not be able to test without accepting the honor code. This process is one of the critical pieces of test security that was added to monitor appropriate administration of the Spring 2023 KSA. Students should be reminded of the importance of doing their own work and always putting forth their best effort.

Student Response Booklet

The scannable booklet is a stand-alone document containing response areas to record the student's responses to the questions and demographic information.

Test Booklet

The secure test booklet that contains test items and test questions.

Timed Testing Session

This refers to the amount of time allowed during which a test part is administered to students.

