




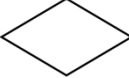


## Activity 1c: Symmetric Mosaics

Recommended Grades: 4-5

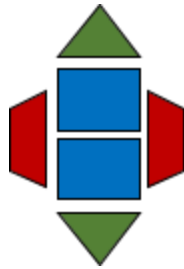
### Activity Instructions

1. Roll the die.
2. Find the number in the Pattern Block Key and take 2 pattern blocks.

#### The Pattern Block Key

If you roll a...	1	2	3	4	5	6
Take 2...						

Repeat 2 more times, taking 2 pattern blocks each time. (One example is shown here.)



3. Make a design with all your shapes that has a least one line of symmetry. A line of symmetry is a line that divides the design into two identical parts.
4. Count the number of lines of symmetry. Whoever has more lines of symmetry wins.
5. Use the same blocks and try a new design.

### Virtual Game Link:

[https://www.education.ky.gov/curriculum/conpro/Documents/Geometry\\_Symmetry\\_Mosaics\\_KFMN.pptx](https://www.education.ky.gov/curriculum/conpro/Documents/Geometry_Symmetry_Mosaics_KFMN.pptx)

#### Family prompts

- What is the name of this shape? (Possible responses: parallelogram, hexagon, quadrilateral, triangle, trapezoid)
- Which shapes can be classified as quadrilaterals (having four sides)? How do you know?
- Which shapes can be classified as parallelograms (having two pairs of parallel sides; sides that keep the same distance apart)? How do you know?
- How do you know if this shape has a line of symmetry? Show me.
- Is there another line of symmetry? How can you be sure?
- Do you agree with what \_\_\_\_ said? Why or why not?
- What if you had started with \_\_\_\_ rather than \_\_\_\_?
- Can you give an example of something else you see with a line of symmetry? With more than one line of symmetry?