



**Kentucky Department of**

***Our  
Children,***



***Our  
Commonwealth***

**Education**




# What Do We Do With All These Data?

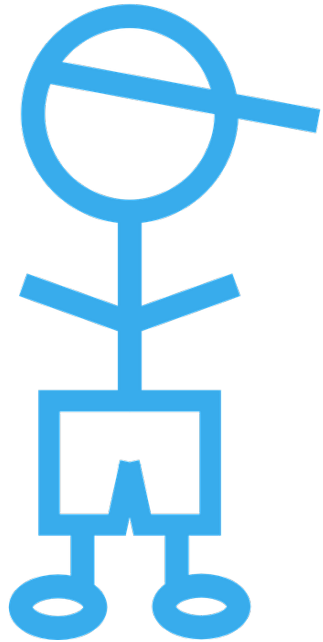
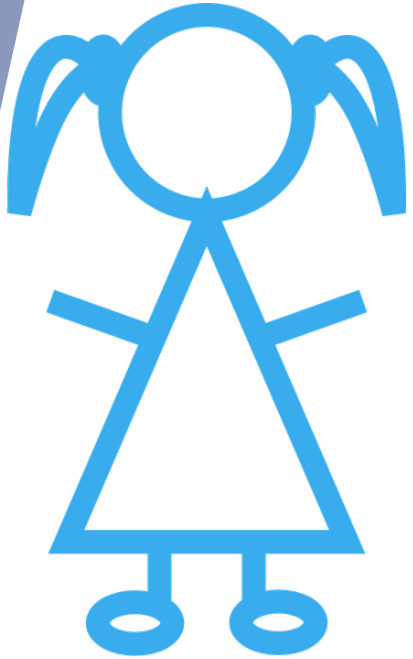
Amy Patterson

Office of Special Education and Early Learning (OSEEL)

Kentucky Department of Education (KDE)



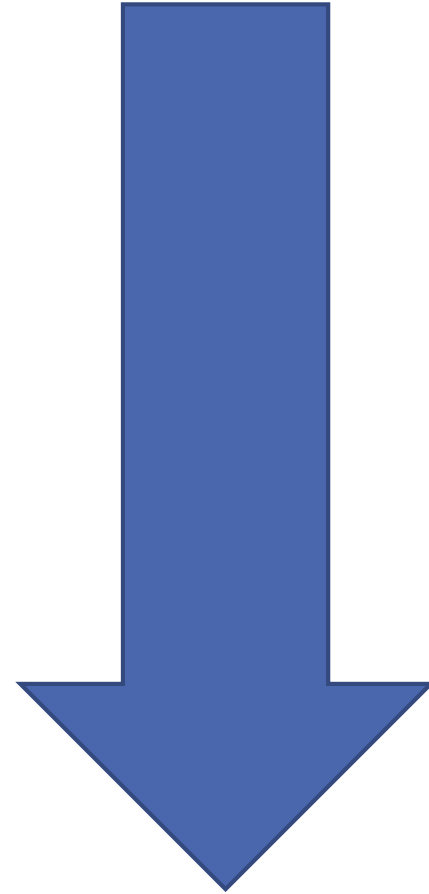
- ▶ **This is Amy.**
- ▶ **Amy loves data.**
- ▶ **Amy collects data from all over the state.**
- ▶ **Why does Amy care about the data?**



**Why should YOU  
care about the data?**

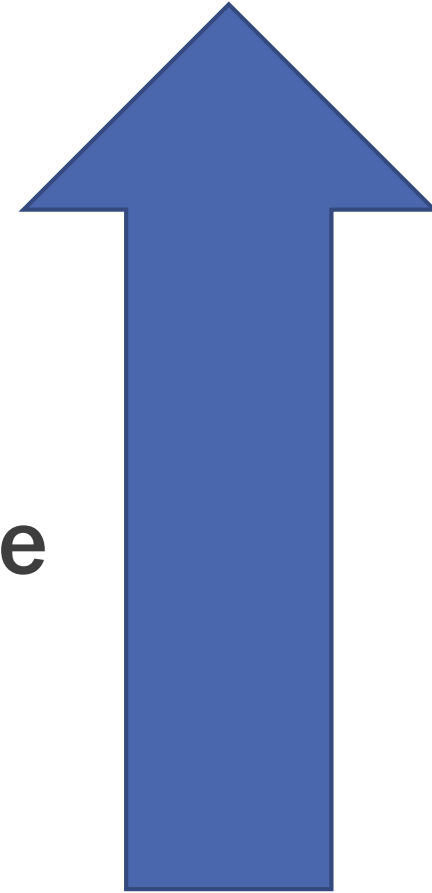
# Data Use

- ▶ Federal Reporting
- ▶ Public Reporting
- ▶ Legislative Research Committee
- ▶ State Reporting
- ▶ District and School Decisions
- ▶ ARC Decisions



# Data Use Revisited

- ▶ **ARC Decisions**
- ▶ **District and School Decisions**
- ▶ **State Reporting**
- ▶ **Legislative Research Committee**
- ▶ **Public Reporting**
- ▶ **Federal Reporting**



# Reporting



# Special Education Reporting Calendar



Due Date	Report	Data Location
<b>Dec. 15</b>	<b>December 1 Child Count Data</b>	<i>KY State Reporting &gt; IDEA Dec 1 Count Extract</i>
<b>June 30</b>	<b>Indicator 11 &amp; 13 data</b>	Spreadsheet sent to district ( <i>KY State Reporting &gt; KDE Reports &gt; SpEd_Evaluation_Detail</i> report helps find students for Indicator 11)
<b>June 30</b>	<b>Safe Schools Report</b>	<i>KY State Reporting &gt; Safe Schools</i>
<b>July 1</b>	<b>Personnel</b>	<i>Submitted in GMAP</i>
<b>July 30</b>	<b>Special Education Exiting Data</b>	<i>Data Check: KY State Reporting &gt; Special Ed Exit Report</i>



# IDEA Part B Section 618 Data Collections

- ▶ **Child Count and Educational Environment**
  - **Children with Disabilities (IDEA) School Age (Ages 6 – 21)**
  - **Children with Disabilities (IDEA) Early Childhood (Ages 3 – 5)**
- ▶ **IDEA Part B MOE Reduction & CEIS**



# IDEA Part B Section 618 Data Collections part 2

## ▶ Personnel

- Special Education Teachers (FTE)
- Special Education Related Services Personnel
- Special Education Paraprofessionals

## ▶ Exiting



# IDEA Part B Section 618

## Data Collections part 3

### ► Discipline

- Children with Disabilities (IDEA) Removal to Interim Alternative Educational Setting (IAES)
- Children with Disabilities (IDEA) Suspensions/Expulsions
- Children with Disabilities (IDEA) Reasons for Unilateral Removal
- Children with Disabilities (IDEA) Disciplinary Removals
- Educational Services During Expulsion



# IDEA Part B Section 616 (SPP/APR) Data Collection

- ▶ **State Performance Plan/Annual Performance Report (SPP/APR)**
- ▶ **State Performance Plan – every six years**
- ▶ **Annual Performance Report – every year**
- ▶ **17 Indicators**



# Indicators 1 – 7

- ▶ **Indicator 1 – Graduation**
- ▶ **Indicator 2 – Dropout**
- ▶ **Indicator 3 – Assessment**
- ▶ **Indicator 4 – Suspensions/Expulsion**
- ▶ **Indicator 5 – LRE Placement**
- ▶ **Indicator 6 – Early Childhood Settings**
- ▶ **Indicator 7 – Preschool Settings**



# Indicators 8 – 11

- ▶ **Indicator 8 – Parent Involvement**
- ▶ **Indicator 9 – Disproportionate Representation in Special Education**
- ▶ **Indicator 10 – Disproportionate Representation in Specific Disability Categories**
- ▶ **Indicator 11 – Child Find**



# Indicators 12 - 17

- ▶ **Indicator 12 – Part C to B Transition**
- ▶ **Indicator 13 – Secondary Transition with IEP Goals**
- ▶ **Indicator 14 – Secondary Transition**
- ▶ **Indicator 15 – Hearing Requests Resolved**
- ▶ **Indicator 16 – Mediation Agreements**
- ▶ **Indicator 17 – State Systemic Improvement Plan (SSIP)**



# Child Count





# December 1 Child Count Report

- ▶ All students ages 3 – 21 who have active IEPs on December 1
- ▶ Official child count for students being served under IDEA
- ▶ Used for calculation of Exceptional Child Add-On to SEEK funding
- ▶ Used for monitoring to inform all work



# Federal Reporting of Child Count Data

## ▶ Part B Child Count

- Ages 3 – 5
- Ages 6 – 21

## ▶ Part B LRE Data

- Ages 3 – 5
- Ages 6 – 21

## ▶ Significant Disproportionality



# Indicators Using Child Count

- ▶ **Indicator 2 – Dropout**
  - All students with IEPs ages 14 – 21
- ▶ **Indicator 4 – Suspension/Expulsion**
  - All students with IEPs
- ▶ **Indicator 5 – LRE Placement**
- ▶ **Indicator 6 – Early Childhood Settings**



# More Indicators Using Child Count

- ▶ **Indicator 9 – Disproportionate Representation in Special Education**
- ▶ **Indicator 10 – Disproportionate Representation in Specific Disability Categories**
- ▶ **Indicator 13 – Secondary Transition with IEP Goals**



# How can your district use child count data?





# Discipline Report

# Safe Schools Report

- ▶ All discipline events for students with IEPs that result in one of the following:
  - In-school removal
  - Out of school removal
  - Expulsion



# Uses for Safe School Reporting

- ▶ **618 Discipline Data**
- ▶ **Indicator 4**
- ▶ **Significant Disproportionality**
- ▶ **Monitoring information**
- ▶ **School Report Card (state)**
- ▶ **Kentucky Center for School Safety (state)**





How can your district use the safe schools data?





# Special Ed Exit Report

# Special Ed Exit Report Definition

- ▶ All students with IEPs ages 14 – 21 who have exited special education during the school year
- ▶ Must have been enrolled in special education on the first day of school
- ▶ Must not be enrolled in special education at the end of the school year



# Uses for the Special Ed Exit Report

- ▶ **IDEA Part B 618 Exit Report**
- ▶ **Indicator 2 – Dropout**
- ▶ **Indicator 14 – Transition (Post School Outcomes)**
- ▶ **Monitoring and to inform other work**





How can your district use exiting data?



# Questions?

**Amy Patterson**

**502-564-4970 ext. 4513**

**[amy.patterson@education.ky.gov](mailto:amy.patterson@education.ky.gov)**