

The background of the slide is a collage. The top left shows two yellow school buses, one with the number 32. The bottom left shows a classroom with blue walls, decorated with colorful balloons and framed pictures. There are several small white tables and chairs arranged in the classroom.

Effective Classroom Strategies for Students with Disabilities

Strategy 11: Preventing Challenging Behavior through Engagement

Why Engagement Matters

- 1) Teachers should build positive teacher-student relationships.
- 2) Teachers should use a variety of strategies to ensure student engagement in lessons.
- 3) Teachers should actively monitor for engagement and provide ongoing specific feedback.

Why?

Source: HLP #18: Use Strategies to Promote Active Student Engagement | High-Leverage Practices

The Engagement- Behavior Connection

Students feel
interested, involved
and supported

Behaviors decrease
and engagement
increases.

Student Academic Growth

Engagement Strategies

- ☐ Student Choice
- ☐ Differentiation
- ☐ Positive Relationships
- ☐ Student Interests
- ☐ Active Participation

Student Choice



Choice of
Task Format



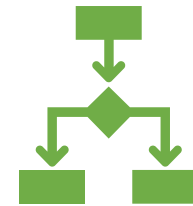
Choice of
Seating or
Work Area



Choice of
Partner or
Group



Choice of
Materials



Choice of
Order



Differentiation

Content

- Adjust the complexity of the material.

Process

- Change how students engage with the material.

Product

- Offer a variety of ways for students to show what they've learned.

Support

- Provide additional tools to support students.




Positive Relationships

Learn about students.


Affirm students as individuals.

Be consistent and fair.





Student Interests



Active Participation



Response Options

Hands-On Activities

Interactive
Technology





Peer Collaboration

Opportunities to Respond (OTRs)

Source: [Video Library - CIBRS](#)

Strategies for Engagement: Opportunities to Respond (OTRs)

Elementary

Hand Signals-Elementary - CIBRS 	Response Cards-Elementary - CIBRS 
Individual Questioning-Elementary - CIBRS 	Manipulatives-Elementary 1 - CIBRS 

1

Source: [Video Library - CIBRS](#)

Secondary

Turn & Talk-Secondary - CIBRS 	Four Corners-Secondary - CIBRS 
Response Cards-Secondary - CIBRS 	Choral Responding-Secondary - CIBRS 

2

1. Click on the link below to access the activity.
2. Choose and watch videos independently.
3. Reflect on how you might apply the strategy in your classroom.

Tips for Getting Started

Start Small

Observe and Reflect

Collaborate



Additional Resources

- [Engagement and Opportunities to Respond: Video Playlist – CIBRS](#)
- [HLP #18: Use Strategies to Promote Active Student Engagement | High-Leverage Practices](#)
- [WWC \[What Works Clearinghouse\] | Reducing Behavior Problems in the Elementary School Classroom](#)

Contact Information

Rebeca Turner

Education Program Consultant

Division of IDEA Implementation and Preschool

502-564-4970, extension 4164

Rebecca.Turner@education.ky.gov

[Behavior Resources - Kentucky Department of Education](#)