

The background of the slide is a composite image. The top left shows a line of yellow school buses, with the number '32' visible on the front of one. The bottom left shows a classroom with blue walls, decorated with colorful balloons and framed pictures. There are several small white tables and chairs arranged in the room. A large white diagonal shape cuts across the center of the slide, serving as a background for the title text.

UDL Representation:

Overview and Classroom Application

Reviewing UDL

Universal Design for Learning (UDL) is a way to present information in multiple formats and with high-interest options, allowing students to demonstrate their knowledge in a method of choice.

Three principles:

- Engagement
- Representation
- Action and Expression



[Instructional Resources](#)

Representation

Perception

Customize displays

Allow multiple ways
to perceive

Allow a variety of
perspectives and identities

Language and Symbols

Clarify vocabulary
and symbols

Support decoding of
all symbols

Respect across
languages and dialects

Address bias in
symbols

Illustrate through
media

Building Knowledge

Connect prior
knowledge

Explore patterns and
relationships

Cultivate multiple
ways of meaning

Maximize
generalization

Perception

Too Challenging

Excessive effort
Help to understand

Harmful

Stereotypes
Negative assumptions



Reducing Barriers with Perception

Different
Modalities

Adjustable by
the User

Variety of
Perspectives

Mirrors and Windows


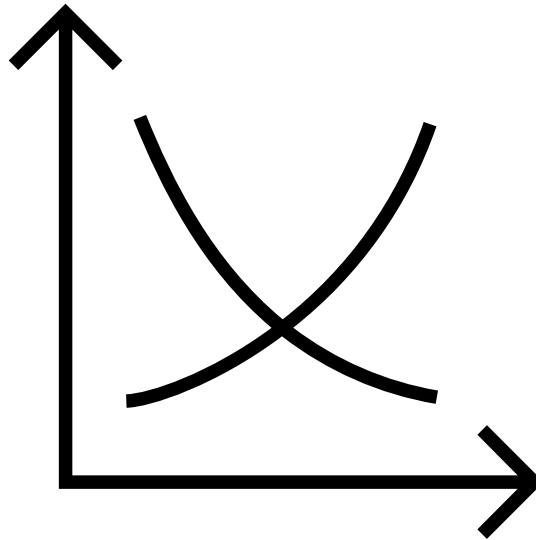


Learners should be reflected in the curriculum.



Learners should experience others' perspectives.

Language and Symbols



What is this symbol?

Number sign: #1 Wildcats Fan!

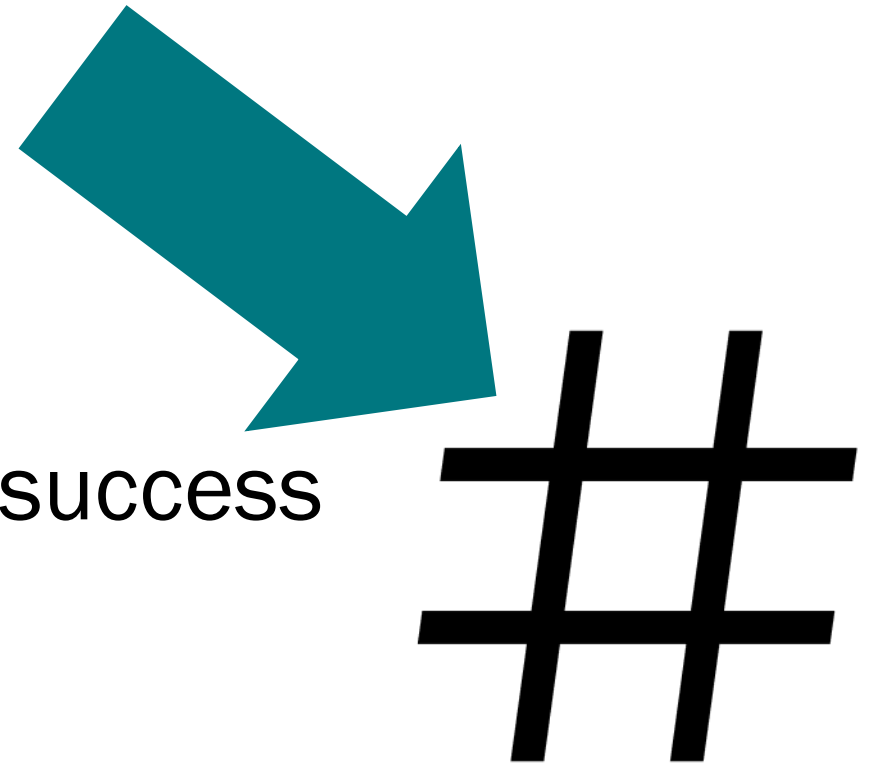
Hashtag: Congrats on the new job! #success

Pound Sign: Dial 3 then hit pound.


Music: sharp; half-step higher

Programming: comment

Weight: That bag of sugar weighs 5#.



Clarifying Symbols and Vocabulary



Building Usable Knowledge



Make
connections

Ask questions

Integrate new
with
established

Activate
memorization



Kentucky Department of
EDUCATION

Collaborative Knowledge Building



Cooperation



Different
Perspectives



Deeper
Understanding

Resource in the Video

10 Free Online Manipulative
Resources to Add to Your
Math Toolbox



[The Teaching Channel](#)

Representation Overview Examples in the Classroom



[Representation Overview](#)



UDL in the Video

Using Gestures

Multiple Means
of Perception

Clarifying
Vocabulary

Illustrating
Media

Exploring
Patterns

Additional Resources

- [KDE's Instructional Resources webpage](#) (scroll down)



- [The UDL Guidelines from CAST](#)



- [CAST Engagement | Guidelines and Checkpoints](#)



Contact Information

Marcie Bridges
(502) 564-4970, ext. 4143
marcie.bridges@education.ky.gov

