

# Kentucky's Fast Facts

## Students Identified with Autism, ages 5 (in Kindergarten) to 21, served under the Individuals with Disabilities Education Act (IDEA) Part B

From the Kentucky Department of Education (KDE), Office of Special Education and Early Learning (OSEEL), November 2024

Related Resource from the Office of Special Education Programs (OSEP): [OSEP Fast Facts: Children Identified with Autism \(Updated March 2024\)](#)

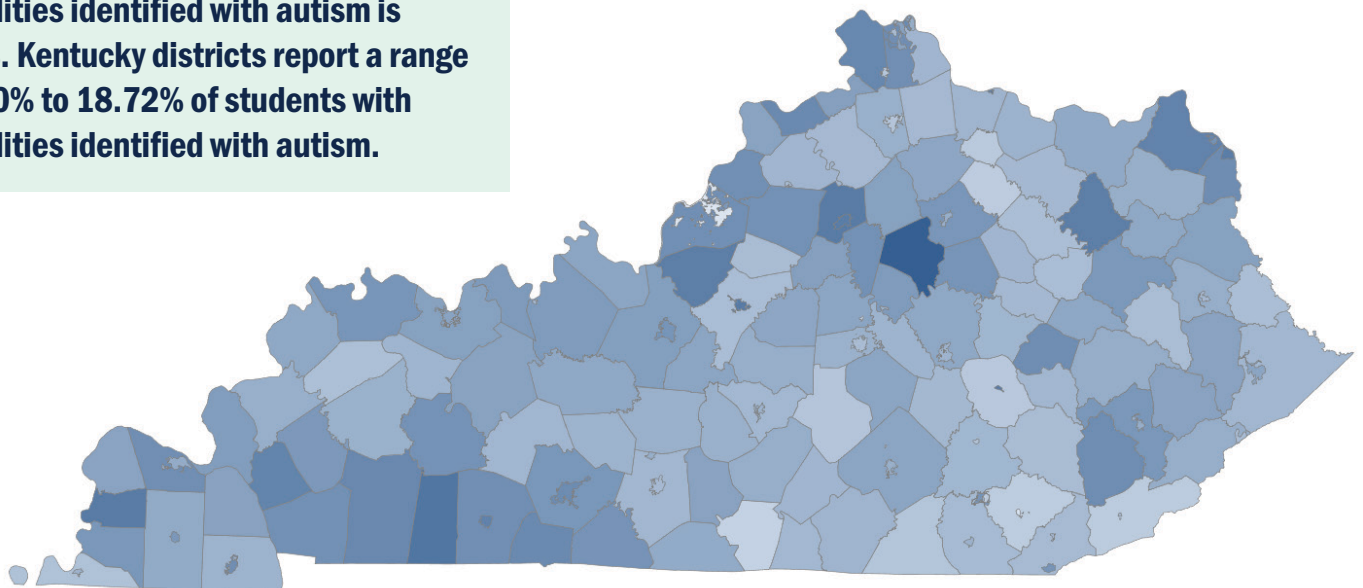
### WHAT IS AUTISM?

In Kentucky, "Autism" means a developmental disability significantly affecting verbal and nonverbal communication and social interaction, generally evident before age three (3) that adversely affects a child's educational performance. Other characteristics often associated with autism are engagement in repetitive activities and stereotyped movements, resistance to environmental change or change in daily routines, and unusual responses to sensory experiences. The term shall not apply if a child's educational performance is adversely affected primarily because the child has an emotional-behavior disability" [707 KAR 1:002, Section 1(5)].

### Percentage of Students Identified with Autism, Ages 5 (in Kindergarten) to 21, Served Under IDEA, Part B, in Kentucky, by District

**School Year 2022-2023**

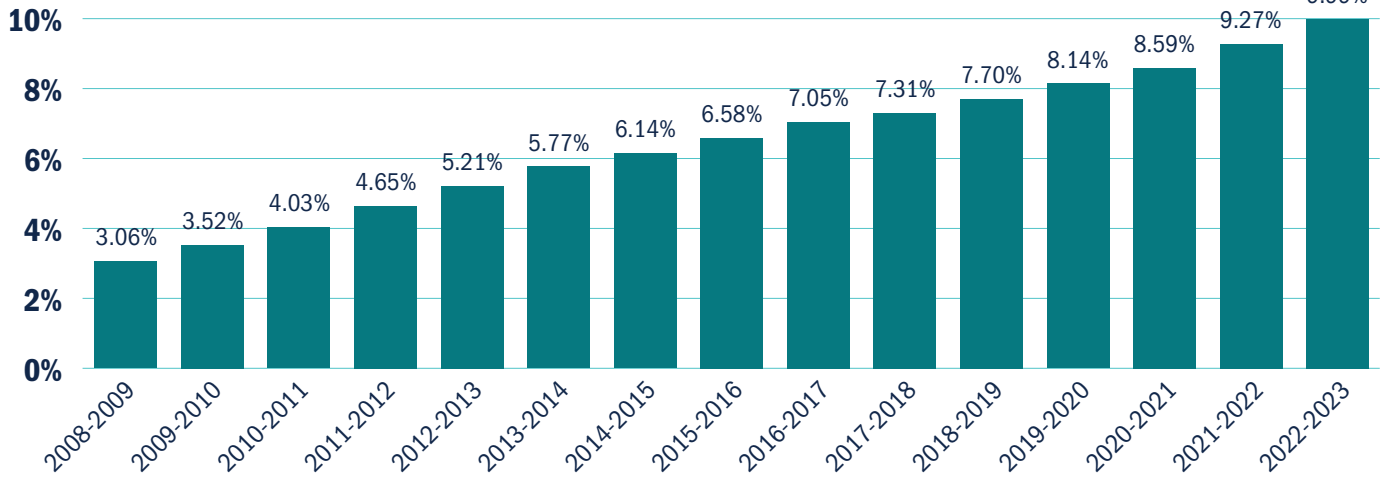
In School Year (SY) 2022-2023, the percentage of Kentucky students with disabilities identified with autism is **9.99%**. Kentucky districts report a range of **0.00%** to **18.72%** of students with disabilities identified with autism.



Percentage of Students  
0.00% 18.72%

## Percentage of Kentucky Students Identified with Autism, Ages 5 (in Kindergarten) to 21, Served Under IDEA, Part B:

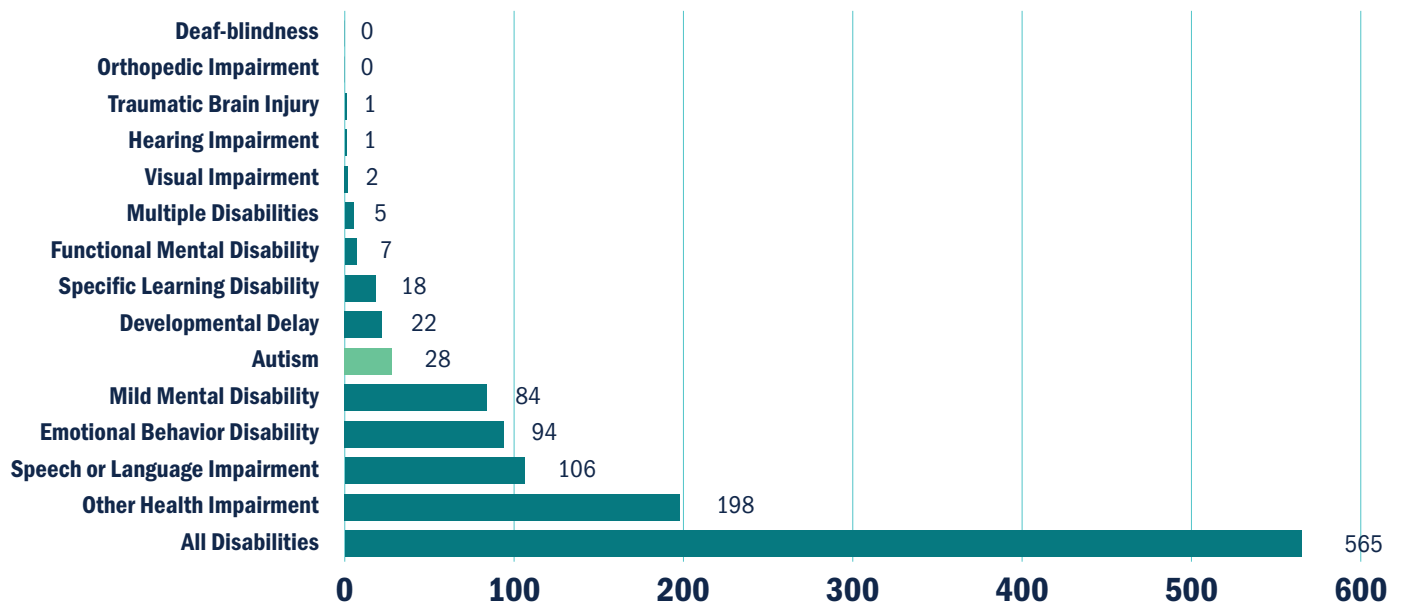
*Between School Years 2008-2009 and 2022-2023*



The percentage of students with disabilities identified with autism has more than tripled, increasing from 3.06% in SY 2008-2009 to 9.99% in SY 2022-2023

## Total Number of Disciplinary Removals Per 100 Students with a Disability, Ages 3 to 21, by Disability Category, Served Under IDEA, Part B in Kentucky

*School Year 2022-2023*

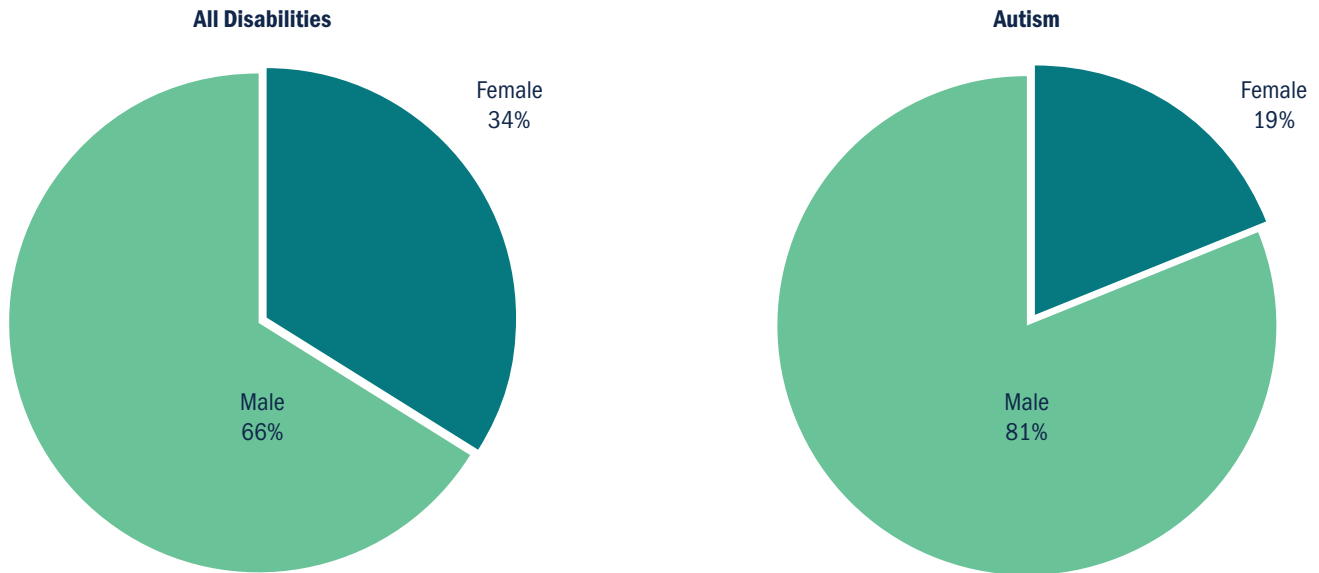


The U.S. Department of Education defines a disciplinary removal as, “Any instance in which a child with a disability is removed from his/her educational placement for disciplinary purposes, including in-school suspension, out-of-school suspension, expulsion, removal by school personnel to an interim alternative educational setting for drug or weapon offenses or serious bodily injury, and removal by hearing officer for likely injury to the child or others” [[FS088 - Children with Disabilities \(IDEA\) Disciplinary Removals File Specification](#)].

In SY 2022-2023, students with autism had the fifth-highest number of removals from their educational placement compared to other disability categories.

## Percentage of Kentucky Students with Disabilities, Ages 5 (in Kindergarten) to 21, by Gender, Served Under IDEA, Part B

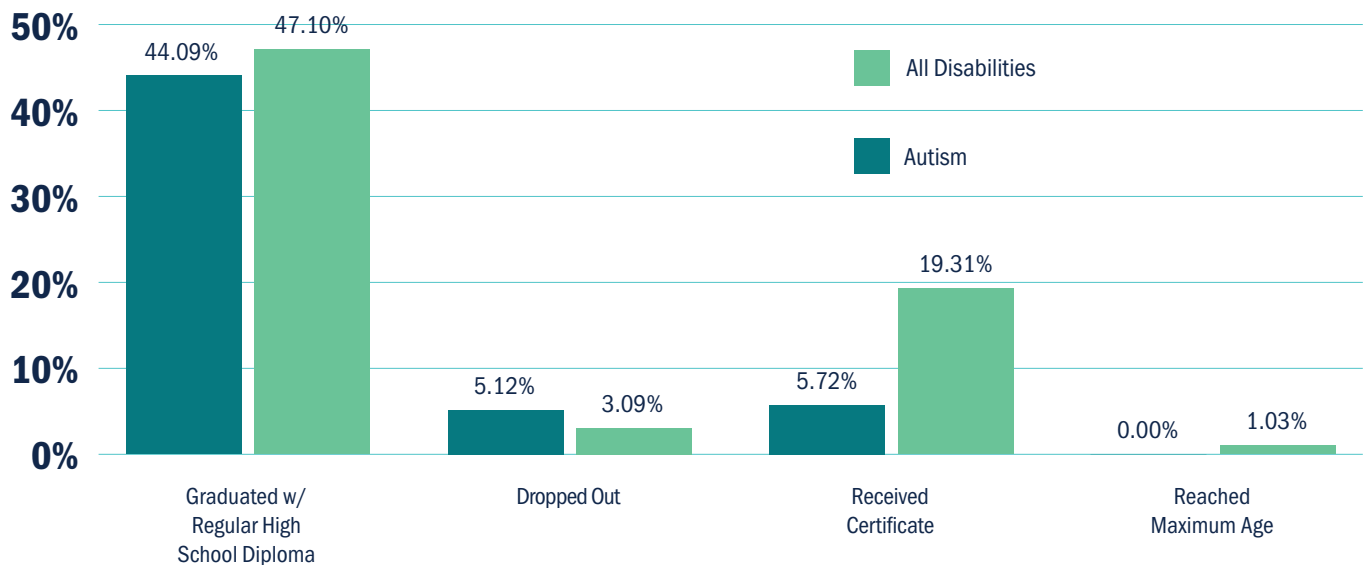
**School Year 2022-2023**



**In SY 2022-2023, similar to all students with disabilities (including autism), males were more likely to be identified with autism than females.**

## Percentage of Kentucky Students with Disabilities, Ages 14 to 21, By Basis of Exit, Served Under IDEA, Part B

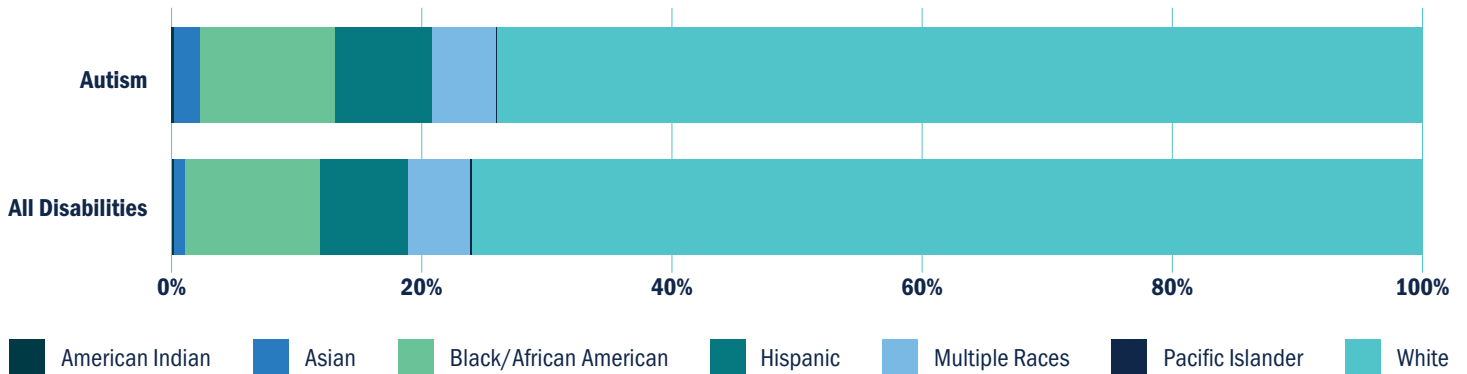
**School Year 2022-2023**



**In SY 2022-2023, students identified with autism, ages 14-21, exiting school were less likely to drop out and more likely to receive a regular high school diploma or certificate than all students with disabilities.**

## Percentage of Kentucky Students with Disabilities, Ages 5 (in Kindergarten) to 21, by Race and Ethnicity, Served Under IDEA, Part B

School Year 2022-2023

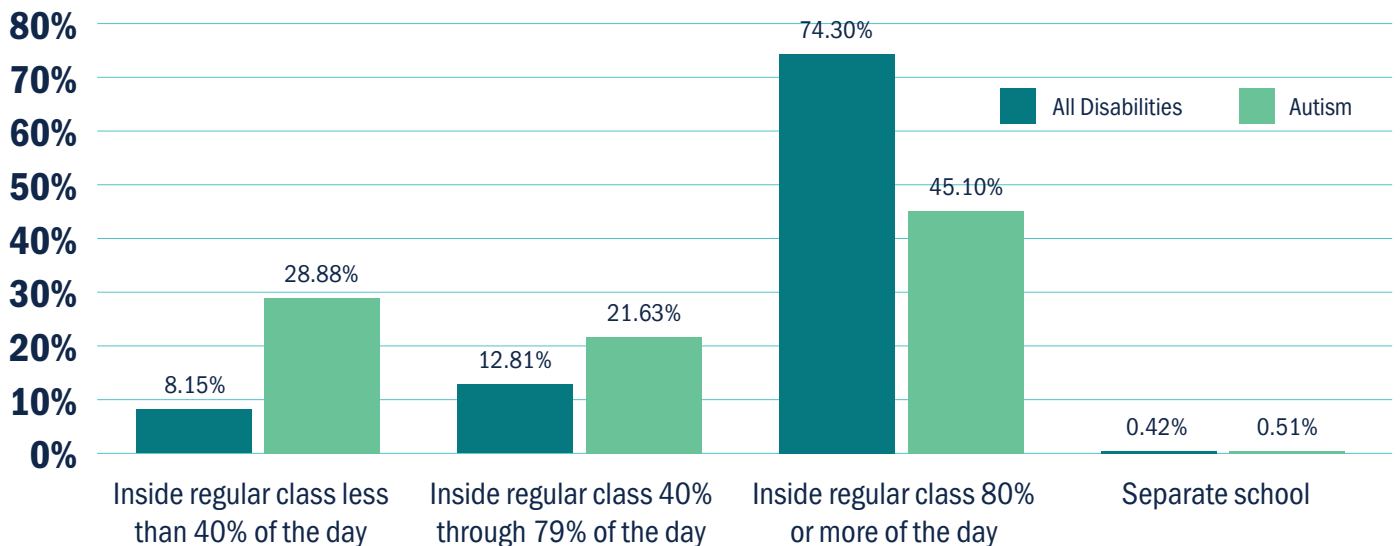


In SY 2022-2023, white students were more likely to be identified as a student with autism or with any disability (including autism), while Black/African American students are second most likely and Hispanic students are third most likely to be identified as a student with autism or with any disability (including autism).

RACE/ETHNICITY	ALL DISABILITIES	AUTISM
American Indian	0.15%	0.18%
Asian	0.95%	2.10%
Black/African American	10.79%	10.74%
Hispanic	6.96%	7.77%
Multiple Races	5.03%	5.10%
Pacific Islander	0.11%	0.14%
White	76.01%	73.97%

## Percentage of Kentucky Students with Disabilities, Ages 14 to 21, by Educational Environment, Served Under IDEA, Part B

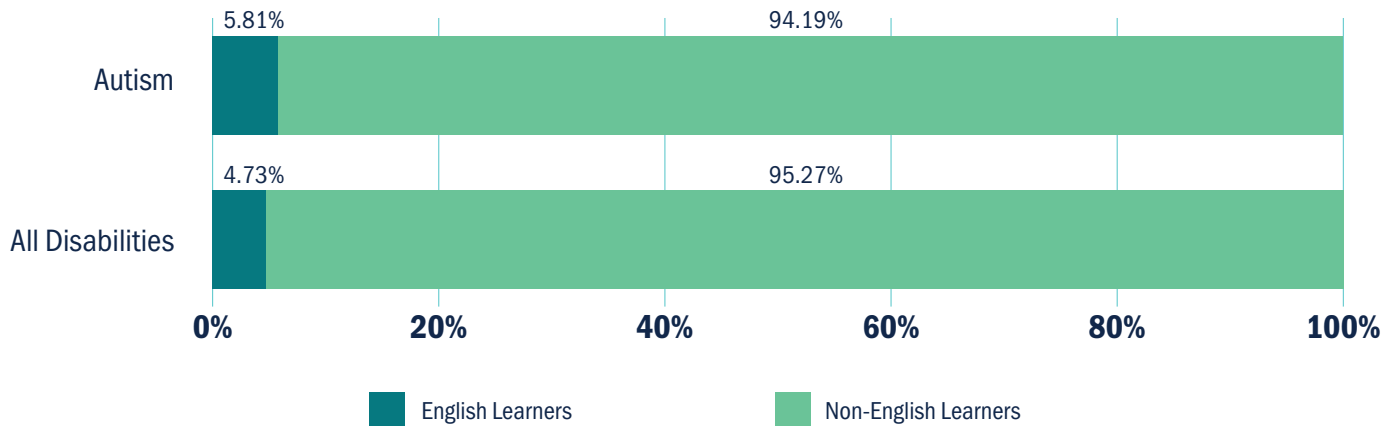
School Year 2022-2023



In SY 2022-2023, students identified with autism were less likely to be served inside the regular class for 80% or more of the day than all students with disabilities.

## Percentage of Students with Disabilities, Ages 3 to 21, by English Language Proficiency, Served Under IDEA, Part B in Kentucky

**School Year 2022-2023**



**Students with autism are more likely to be English Learners (EL) compared to all students with disabilities.**

## WHERE CAN I ACCESS MORE DATA AND INFORMATION ON STUDENTS WITH AUTISM?

### RESOURCES

- [KY Special Education Data Dashboard \(KDE\)](#): An interactive dashboard which can be used to determine the number of students with disabilities in Kentucky, as well as individual districts, Special Education Technical Assistance Centers (SERTAC) and Early Childhood Regional Training Centers (RTC) for the last three years.
- [KDE Autism Guidance](#): Provides guidance for educators regarding identification, interventions and the provision of special education services for students with autism between the ages of 3 and 21 in Kentucky's public schools. Additionally, this guidance resource provides an overview of Kentucky's autism eligibility determination requirements, clarifies the evaluation components and criteria and answers frequently asked questions from the field as they relate to students with autism.
- [Department of Education Open Data Platform](#): Provides each state's IDEA Part B annual data related to infants, toddlers and children with disabilities.