



RESOURCE GUIDE  
for  
Alternate Kentucky Summative Assessment  
(AKSA)  
Attainment Tasks  
2023-2024



## Table of Contents

Introduction .....	3
General Information and Procedures.....	3-5
Glossary of General Terms.....	6-11
English Language Arts (Reading and Writing).....	12
Glossary of English Language Arts Terms.....	13-20
Mathematics.....	21
Glossary of Mathematics Terms.....	22-26
Science.....	27
Glossary of Science Terms.....	28-33
Social Studies.....	34
Glossary of Social Studies Terms .....	35-41

## Introduction

In response to feedback from Kentucky stakeholders, the Kentucky Department of Education (KDE) has created the Alternate Kentucky Summative Assessment (A-KSA) Resource Guide. The purpose of this Resource Guide is to provide Kentucky teachers and administrators with a document that contains information related to content instruction and administration of the A-KSA Attainment Tasks. Based on feedback from teachers in the field, great effort has been made to further reduce the language, memory load, and complexity in the Attainment Tasks and still remain aligned to the content standards.

In this document, teachers will find information on how to make adaptations to the Attainment Tasks while remaining compliant with the testing protocol. Additionally, this document provides pictures of general terms (that **may** be used in test administration) for each content area. Teachers may begin using these pictures during instruction to familiarize students with the pictures prior to testing. Finally, for some content areas at specific grade levels, this document provides additional instructional information based on assessment protocols.

## General Information

This section of the Resource Guide has two specific purposes. First, this section will discuss some basic testing procedures. When administering the assessment, the test administrator should:

- Carefully read the italicized directions that precede each question. Instructions can change from question to question.
- Emphasize words in the questions that are bolded and underlined (e.g., **not**, **most**, **likely**, **best**, etc.) when reading questions to the students.
- Determine for each student if words provided in parenthesis ( ) should be used in place of, or in addition to, the preceding word.
- Determine if the student would benefit from using the picture response options, having the test only read aloud, or if picture response options need to be adapted.
- Orient the student to the materials. Below are several examples of acceptable student orientation:
  - Prior to reading the question, draw the student's attention to the response options. (e.g., point to and read aloud each response option)
  - Read picture captions to the student while presenting each response option.
  - Direct the student to look at supplemental materials that are needed to answer the question (e.g., graphs, maps, storyboards, sentence templates).
  - When the task calls for completing a sentence template, tell the student in advance (e.g., "I will read an incomplete sentence, and then you will pick the best word/phrase to complete the sentence.").
  - If the question includes a cloze (fill in the blank) sentence, the test administrator may read the sentence with each response option.

- If a student needs pictorial support, present the pictures from the story board (that accompanies the passage) to the student as the passage is read aloud.
  - Each passage includes superscript numbers before sentences or groups of sentences. This superscript number corresponds to a picture on the storyboard. If using pictures, test administrators should present the corresponding picture as the passage is read.
    - Test administrators may cut apart pictures and sequence them by paragraph.
    - Test administrators may point to the pictures as they read aloud to the student.
    - Test administrators may cover and uncover pictures as appropriate.
- Reread any portion of the script, passage, question or response again when it is determined that the student is not focused or engaged in the assessment, as long as it does not direct the student to the correct response.
- Modify and adapt materials as needed to ensure materials are presented to the student in the student’s mode of receptive and expressive communication.

This section will also prepare teachers to make accommodations and adaptations to the Attainment Task itself. The Attainment Tasks are a scripted test, and therefore all materials can be read to the student. However, the student has the option of reading the test for him or herself. Teachers always have the option to present the question to the student and read each answer choice to the student (while pointing to the picture) prior to requesting a student response. As indicated above, it is recommended that the teacher orient the student to all materials prior to asking each question. In order for a student to receive adaptations to the test, the accommodations must be necessary for student participation and indicated on the student’s IEP. The accommodations cannot guide or lead the student to the correct answer. Therefore, any adaptation (e.g., coloring the picture) that is made for one response option for a particular question must be made to all response options in that question. Additionally, even when response options are presented in a different format, they must be presented in the same order as they are presented in the task. Examples of some common accommodations (this is not an exhaustive list; please follow testing protocol to ensure the use of appropriate accommodations):

- Enlarge the tasks – Both questions (if necessary) and pictures may be copied and enlarged to facilitate access for students with low vision.
- Put the questions, sentence templates, pictures, and other needed materials into the student’s receptive mode of communication (e.g., use tactile objects, Writing with Symbols, or other modes of communication to present questions)
- Color the pictures – To provide high contrast, pictures may be colored.
- Highlight sections of text that need to be reread (e.g., when the task indicates to reread Line 7 of a poem if needed, the teacher may highlight Line 7 of the poem to help focus the student’s attention to Line 7).
- Raise lines on graphs, maps and pictures using embosser, glue, or puff paint.
- Explain pictures to the student.


- Use pictures that students have used in instruction if they are different from those provided in the task, ensuring that all response options are changed.
- Provide manipulatives to solve math questions.

Teachers may order specialized materials for students with visual impairments. These materials are provided only when required supplemental materials can be enhanced using tactile graphics. Tactile graphics are embossed on special thermal paper. Tactile graphics of maps, charts, ecosystems and other relevant items are provided. Students should be receiving instruction on how to read tactile graphics throughout the year.

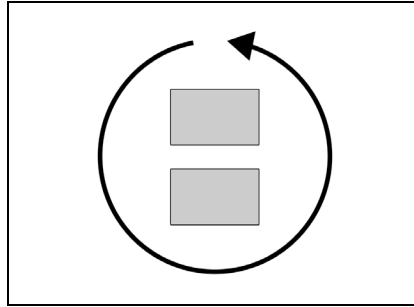
### **Glossary of General Terms**

A picture glossary of general terms that may be used in the Attainment Tasks follows on pages 6-11. Based on teacher feedback across the state, beginning with the 2023-24 attainment task administration, emoji style images will be incorporated into the tasks to represent emotions. There will still be instances of characters showing emotions, but emojis will also be utilized.


## General Terms




Add, Improve, More, Increase



All of the above




Bad Idea




Bad, Harmful, Dislike/Hate,  
Negative



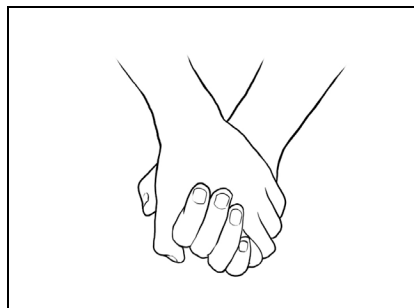
Best



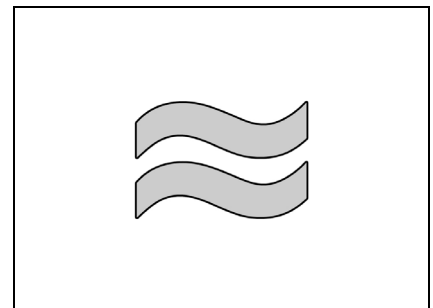
Caution, Concern, Attention,  
Danger, Trouble




Clock, Time, Hours, Minutes




Collaborate, Friendship




Compare



Compromise, Agree, Thank




Conflict, Fight



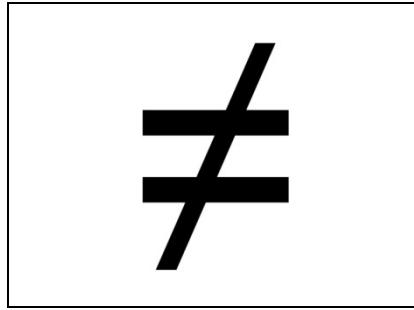
Decrease, Short, Down, Less,  
Low, Not enough

Depictions in assessments may vary.

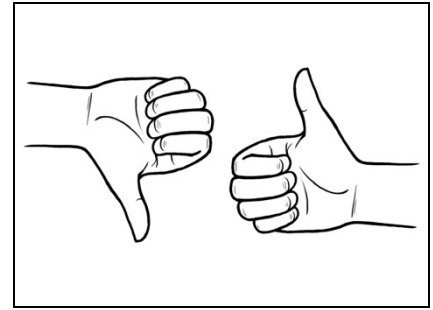
**General Terms**



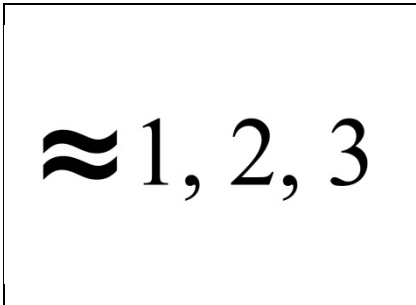
Detail, Find, Investigate



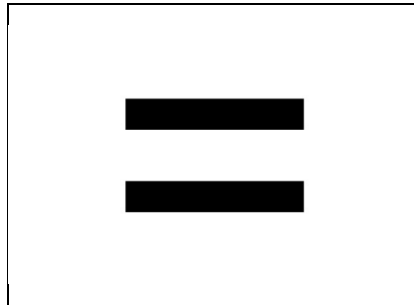
Different, Not equal,  
Not the same




Disagree, Differences




Easy




Equal, Neutral, Balance, Same,  
No change, Identical, No effect  
No impact, No difference, Stable




Favorite



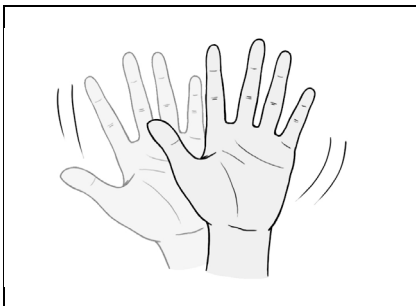
Flowers, Beauty,  
Pretty, Vibrant



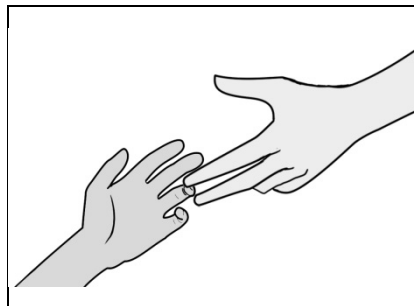
Good, Beneficial, Great, Well,  
Positive, Like, Cool




Greater than



Hello




Help, Assist



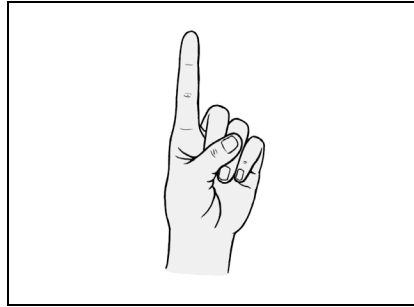
Idea, Main idea

Depictions in assessments may vary.


## General Terms




Important, Emphasis,  
Excitement



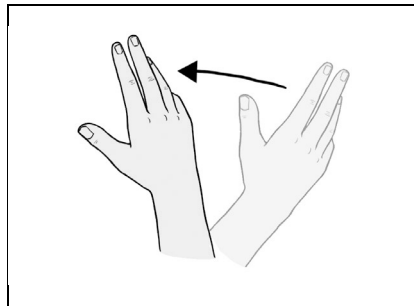
In conclusion, Opinion,  
Persuade, Point, One




Increase, Long, Up, Tall, More,  
Grow, Thrive




Information, Inform



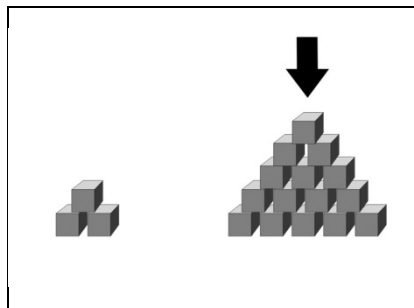
Invite



Less than




Maybe, Chance, Probability




Most



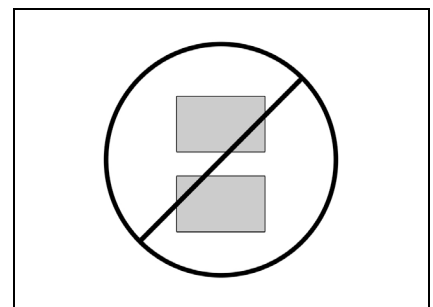
Music



No relationship



No, Stop, Bad




None of the above


Depictions in assessments may vary.



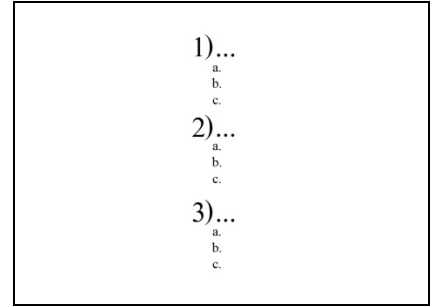
## General Terms



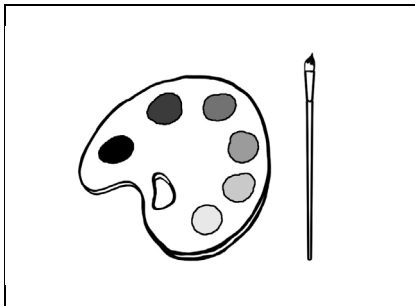
Not enough information



Online, Online source



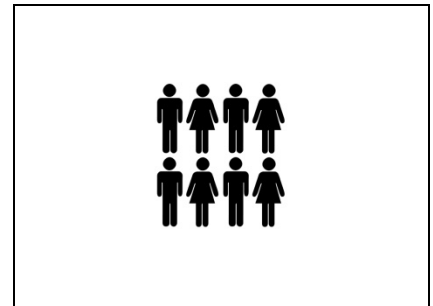
Organize, Outline, Discussion points (may have text)




Paint, Creative, Art



Popular



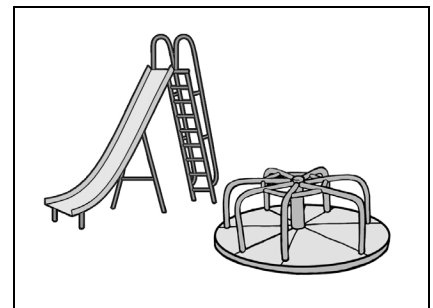
Population



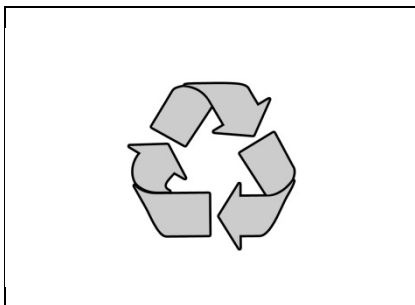
Pretend, Imagine



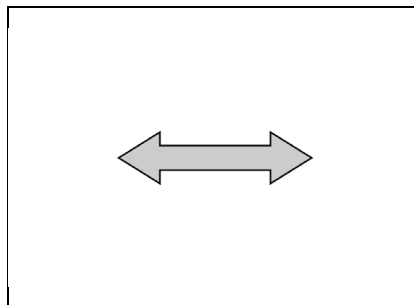
Purpose, Question, Ask, What




Recess, Playground



Recycle



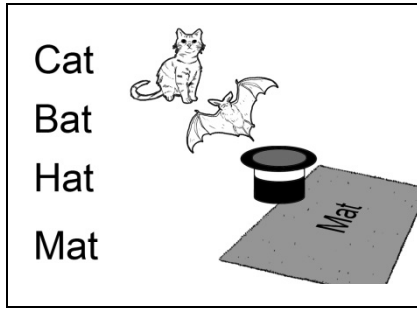
Relationship



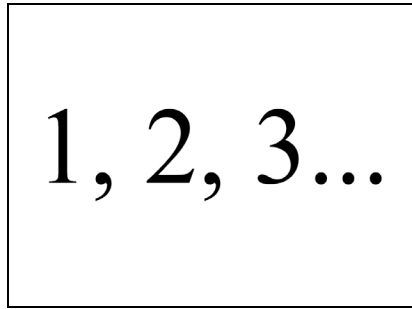
Repetition

Depictions in assessments may vary.

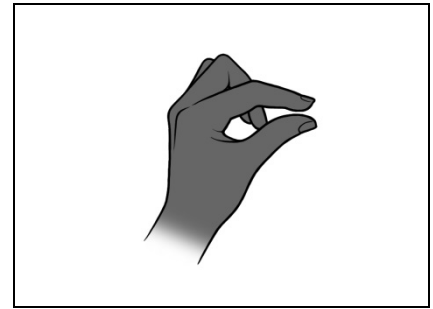
## General Terms




Rhyme




Sequence




Somewhat, A little



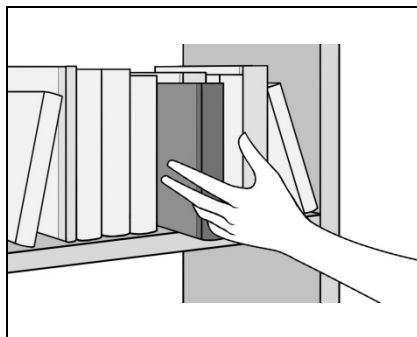
Strong



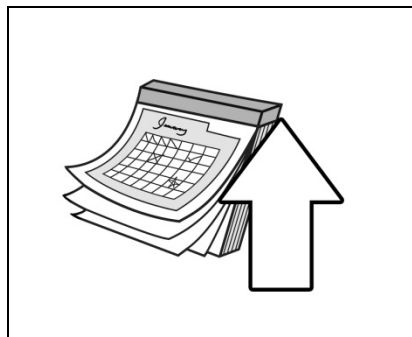
Subtract, Less, Decrease



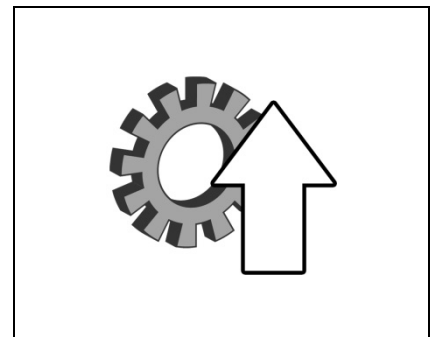
Survey



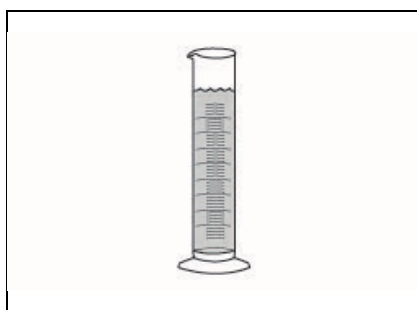
Topic



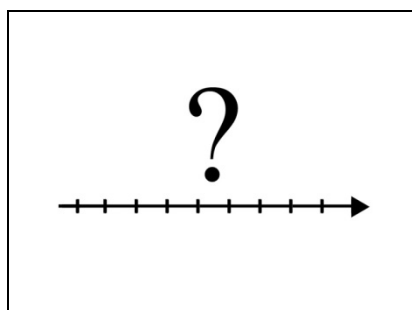
Update



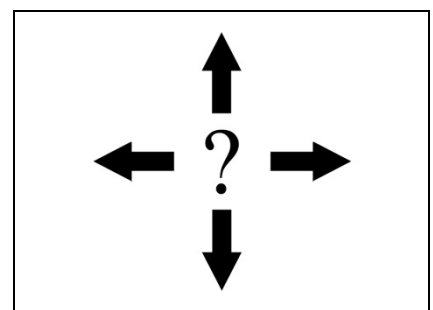
Upgrade (technology advance)



Volume




When




Where

Depictions in assessments may vary.


## General Terms




Who




Why



Year, Date, Time



Yes, Solution, True, Credible,  
Resolution, Agree



You

Depictions in assessments may vary.

## English Language Arts (Reading and Writing)

### READING

In reading, the passages were specifically written for the A-KSA and will not be present until materials are delivered to the district. **Instruction should focus on the concepts rather than discrete skills.** For example, students should be learning how to identify a character, setting and plot from a story, not just to identify a specific character from a particular story.

In reading, some tasks require video or audio clips as part of the assessment. When audio or video clips are needed, they will be provided for specific grades. Once a test administrator who has students in those grades has completed the AT Training and corresponding quiz, a link will appear in the OTS called “My Reading Audio and Video Files.” The audio and video clips will be accessible directly on a computer, tablet, or interactive white board with internet connectivity via this link; **DO NOT DOWNLOAD** these clips as they are secure test materials. Additionally, a thumb drive will be included in the testing materials provided during shipping. **At the end of each testing window, the thumb drive (USB drive) must be returned to the District Assessment Coordinator (DAC) for return to the Kentucky Department of Education.** Each animation clip will be narrated and have closed captioning. Additionally, a script will be provided for teachers to reread sections as needed. If needed, it is necessary to read the script exactly as written. There will be a script provided for the audio clip for students who have hearing impairments.

### WRITING

In writing, only grades 5, 8 and 11 will be administered. Writing tasks are written in the same format as other content areas of the AT, using multiple-choice questions. Examples of some questions may include asking students to complete a cloze sentence, identifying the purpose or audience, or selecting the word that would be the best transition, closing, introduction, or sensory word. The test administrator will record the student’s response for each item. Students should be familiar with how to use graphic organizers.


For the purposes of this assessment, editing mechanics will be assessed in window one and window two will focus on composition.

The use of technology is included in the writing standards. Ensure students are familiar with accessing the Internet, using computer programs such as word processing applications and PowerPoint and know the purpose of other technologies such as cell phones.

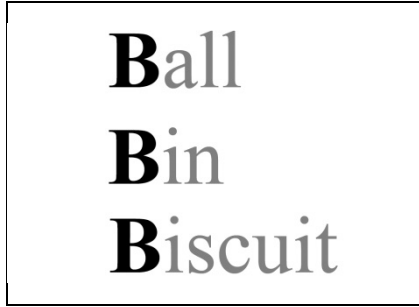
### Glossary of ELA Terms

A picture glossary of ELA terms that may be used in the Attainment Tasks follows on pages 13-20.

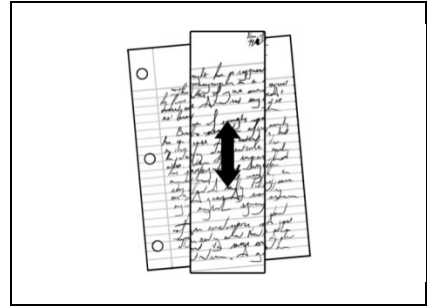
# English Language Arts




Academic / Scholarly journal



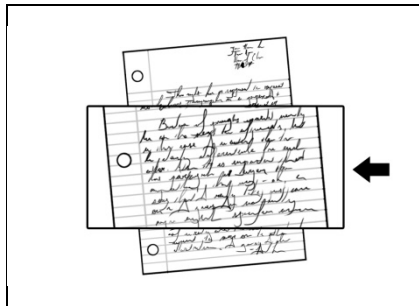
Alliteration



Anywhere



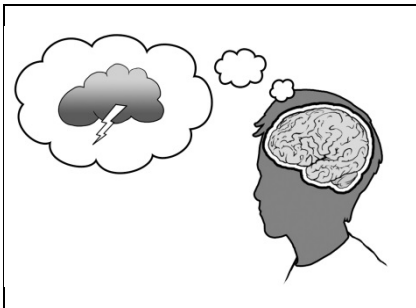
Blog (may be on screen)



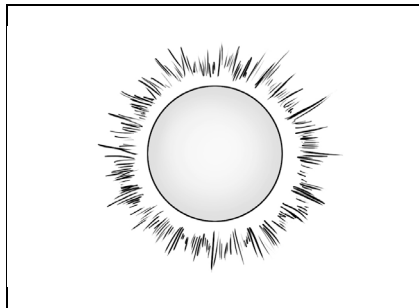
Body (of a paper)




Book, Fact, Novel, Educational, Learned, Reading




Brainstorm



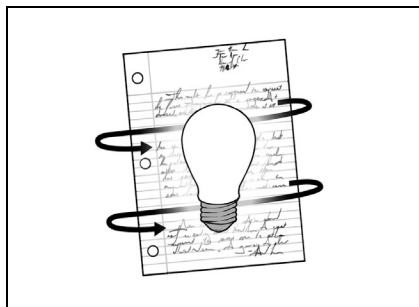
Bright, Summer, Day




Broaden inquiry, Research, Find out about



Caution, Concern, Attention  
Dangerous, Trouble



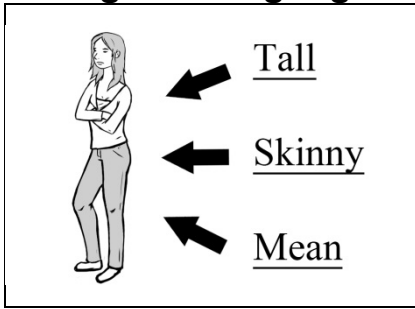
Central idea



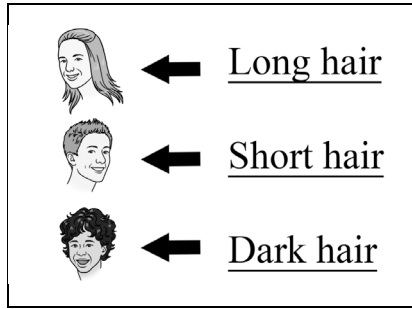
Character

Depictions in assessments may vary.

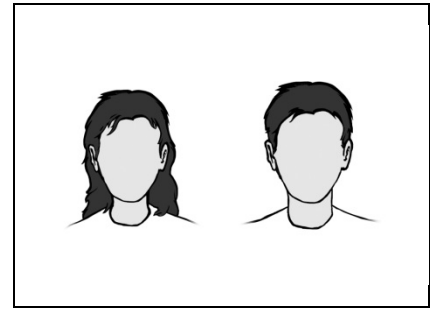
# English Language Arts




Characterization



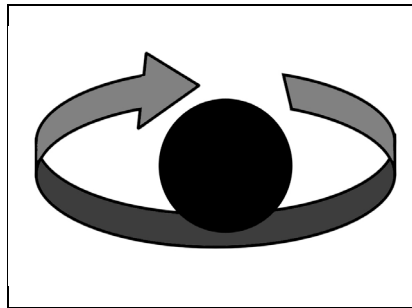
Characters, Characteristics  
(describing different)




Characters



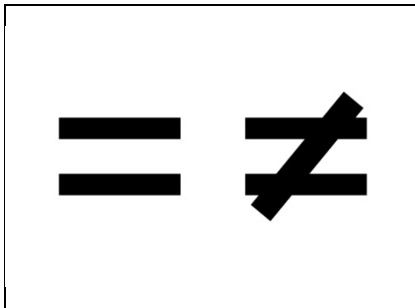
Cite



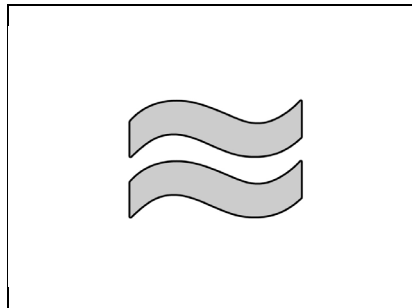
Climax (turning point)




Communicate




Compare and contrast



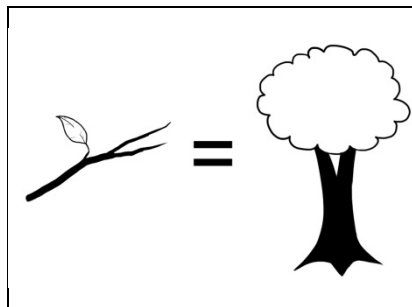
Comparison




Concluding sentence,  
End (of the paper)



Conclusion




Connotative language



Copy, Plagiarize

Depictions in assessments may vary.

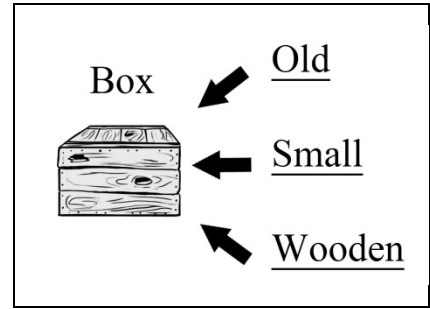
# English Language Arts




Day




Deeper perspective




Descriptive, Description,  
Descriptive detail




Detail, Supporting details,



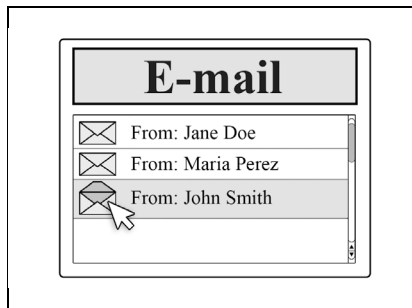
Dialogue




Drama, Comedy / Tragedy




Edit, Make suggestions for  
improvement, Correct errors



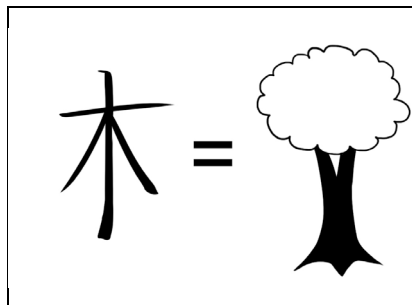
Email  
(may be on screen)



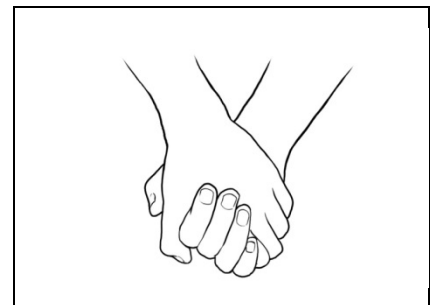
Entertain, Video, Movie



Expository




Foreign language




Friend

Depictions in assessments may vary.


**English Language Arts**




Gather information, Find source




George Washington, History




Hyperbole




Hypothesis




Idea, Main idea



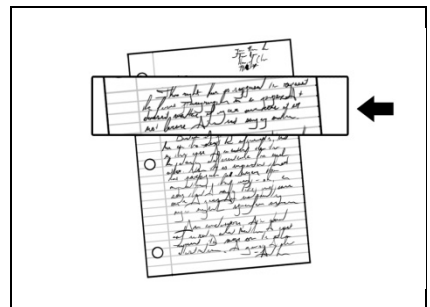
Illustrate, Draw, Make a picture (may be on or off paper)




Imagery



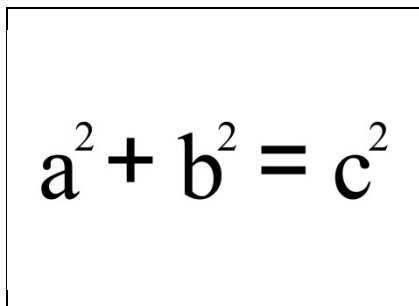
Inform, Information




Introduction, Introduce, Beginning



Literal text, Explicit language



Logic

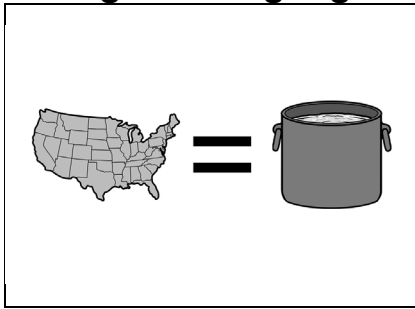


Make project or story longer, length, Use as many words as


Depictions in assessments may vary.



## English Language Arts




Metaphor  
(America is a melting pot)



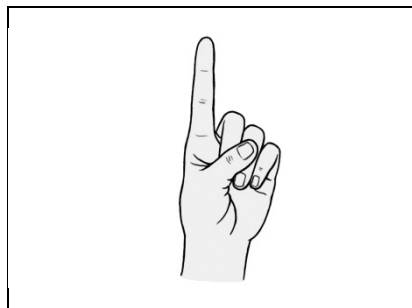
Non-literal text, Figurative



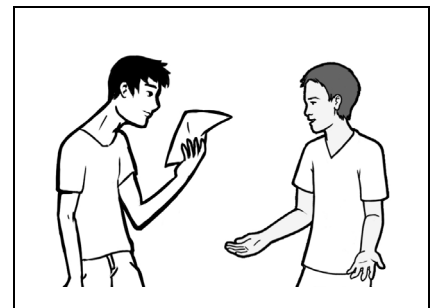
Not enough information



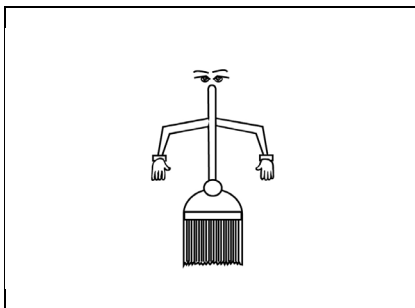
Online, Online source (may be on or off computer screen)



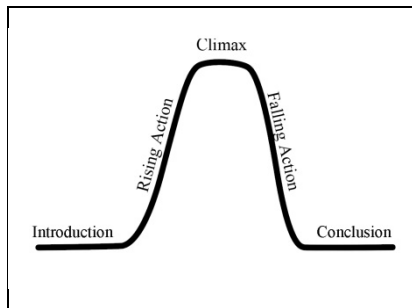
Opinion, One, Persuade



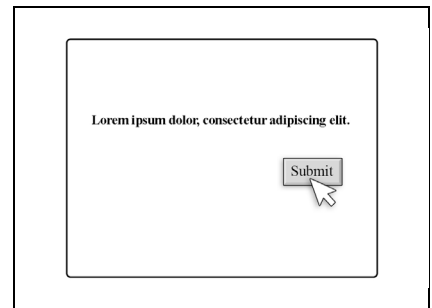
Peer review



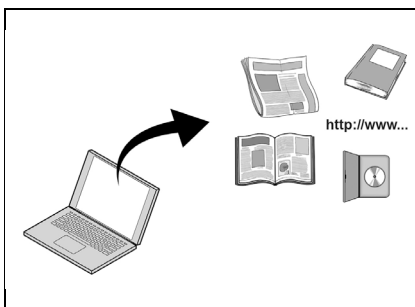
Personification



Plot, Narrative



Post a comment  
(may be on screen)



Publish




Purpose for writing, Author's purpose




Purpose, Question, Ask, What

Depictions in assessments may vary.


# English Language Arts




Random words, Different fonts




Read the paper, Find or Check errors




Repetition




Rewrite body




Rewrite conclusion




Rewrite entire paper




Rewrite introduction



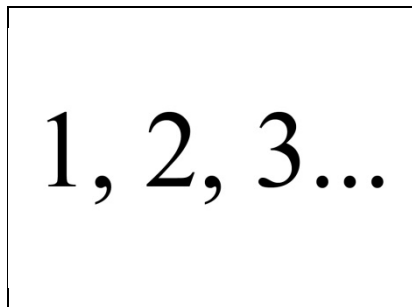
Rhetoric



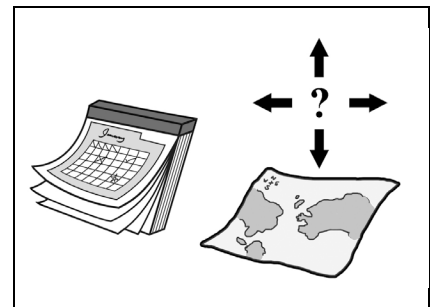
Rhyme



Sensory language




Sequence, Order, Word count



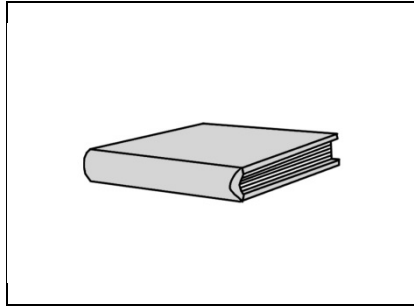
Setting

Depictions in assessments may vary.


# English Language Arts



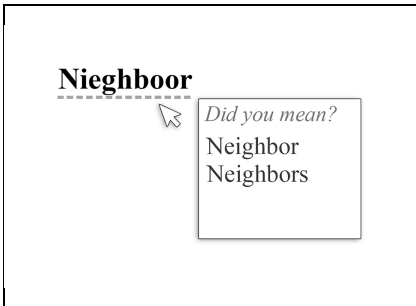
Simile  
(cheap as dirt)




Source, Resource (one)




Sources, Resources



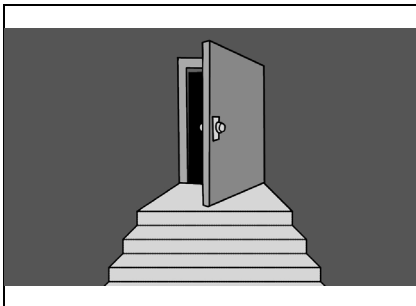
Spell check  
(may be on or off-screen)



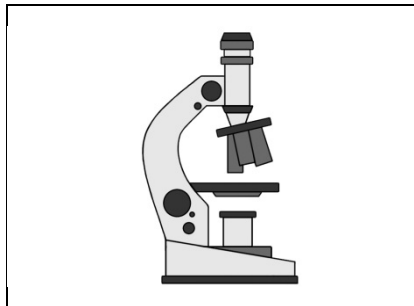
Summary



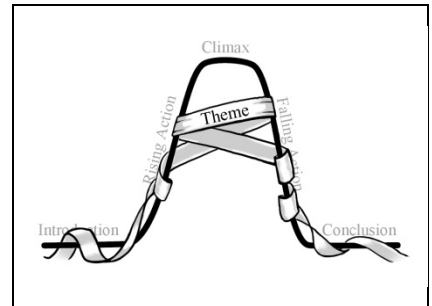
Supporting idea




Suspense



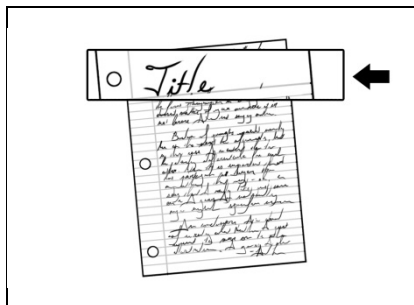
Technical language



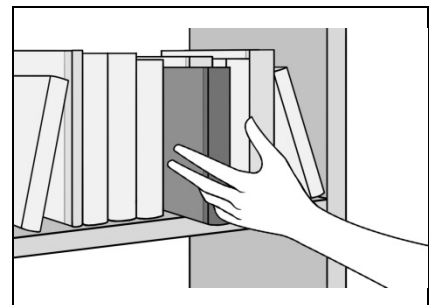
Theme



Title of book



Title of paper



Topic

Depictions in assessments may vary.



## MATHEMATICS

In mathematics, the incorporation of the eight mathematical practices is essential to student learning. Instruction should focus on understanding concepts and the ability to apply mathematics.

In mathematics, **illustrations are used to express numbers at the elementary school level only**. Because pictures of apples, dollars, rulers and/or thermometers are not always easy to read when large numbers are involved, the Attainment Tasks will use consistent representations across all content, regardless of the unit being measured. Below is a list of these representations:


- **Whole numbers** (when standing alone) are illustrated using base ten block system, using single blocks for tens, a flat or hundred squares, and thousand cubes (see glossary below for examples).
- **Fractions** are illustrated using a circle or pie chart. The numerator is the shaded section of the whole. When the response is a mixed number (e.g., one and one half), the whole numbers in that item will also be represented with a whole, shaded circle. The whole numbers used in this section are small enough to make this possible (see glossary below for examples).
- **Decimals (including money)** will always be represented by the number (as described above with base ten blocks), a decimal point, and the flat or hundred squares with the corresponding decimal portion shaded (see glossary below for examples).
- **Negative integers** are represented by base ten blocks that are completely shaded.

Middle school and high school mathematics tasks will **not** have illustrations for numbers, but teachers can still use manipulatives and pictures if the student needs these materials. Remember, adaptations and accommodations just need to be consistent across the response options of each question.

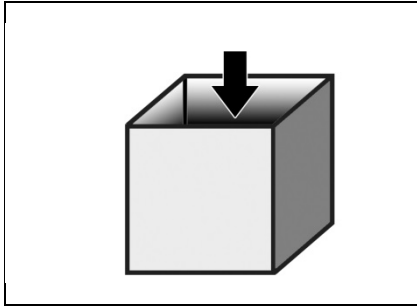
### Glossary of Mathematics Terms

A picture glossary of Mathematics terms that may be used in the Attainment Tasks follows on pages 22-26.

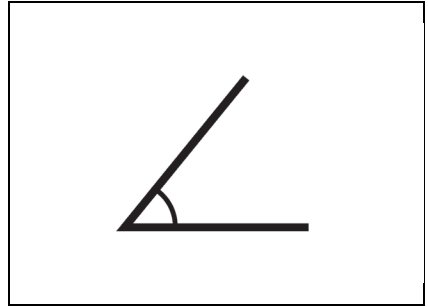
# Math



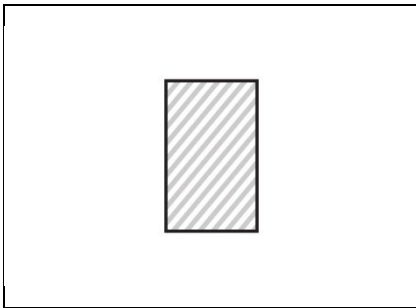
Add, Improve, More, Increase



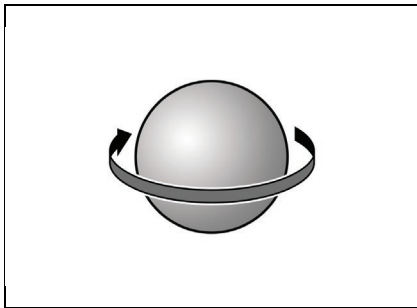
Amount of space in a closed figure




Angle, Acute angle




Area



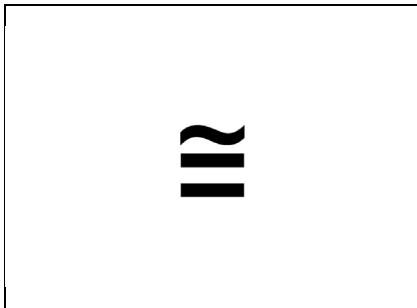
Circumference



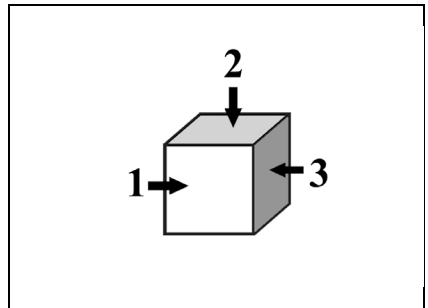
Clock, Time, Hours, Minutes



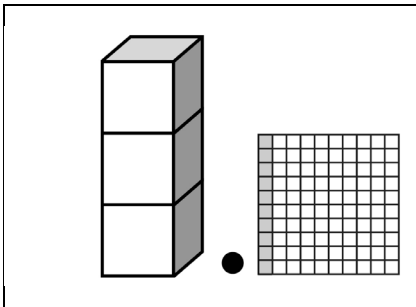
Congruent (sides)




Congruent (symbol)




Count cube faces



Decimals (e.g. "3.1")  
ELEMENTARY ONLY



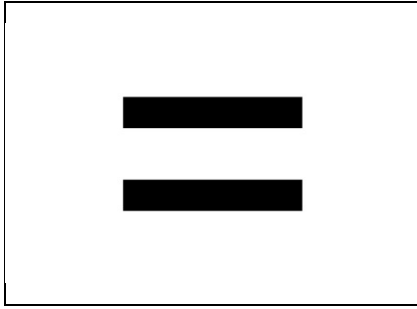
Decrease, Down, Less



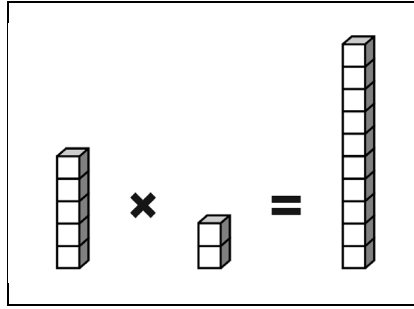
Division

Depictions in assessments may vary.

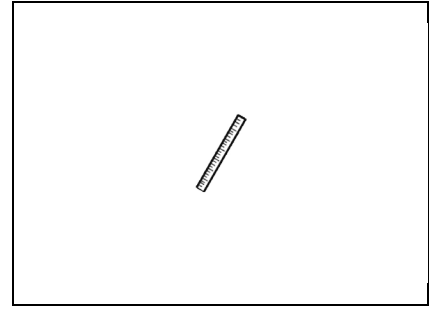
# Math



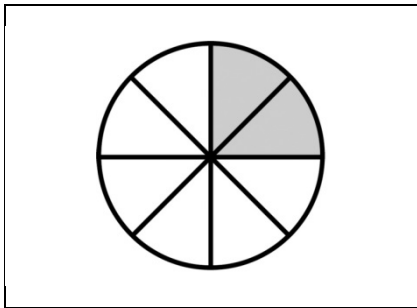
Equals, Does not change,




Equation (e.g., "5×2=10")  
ELEMENTARY ONLY



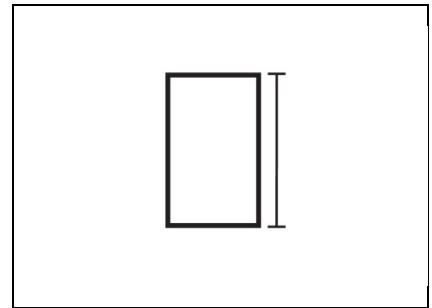
Foot




Fraction (e.g., "2/8")  
ELEMENTARY ONLY



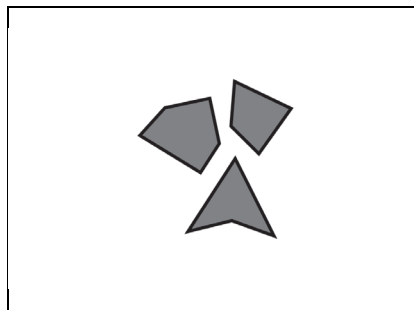
Greater than




Height, Length



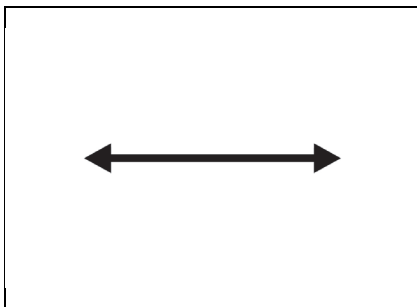
Increase, Up, More



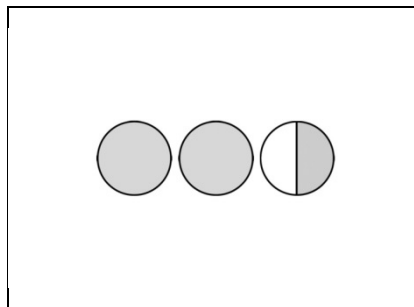
Irregular shapes, Irregular




Less than



Line



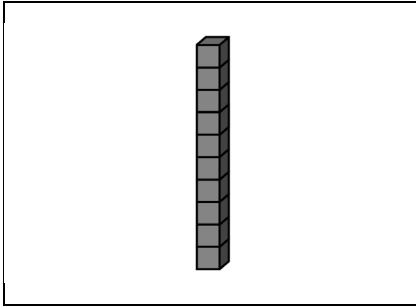
Mixed number ( e.g., "2 and 1/2")  
ELEMENTARY ONLY




Multiplication

Depictions in assessments may vary.

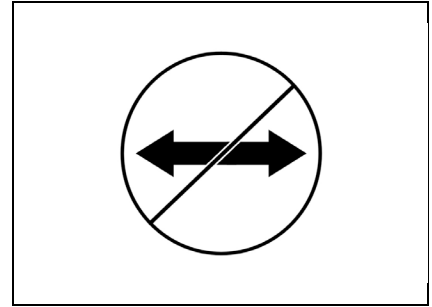
# Math



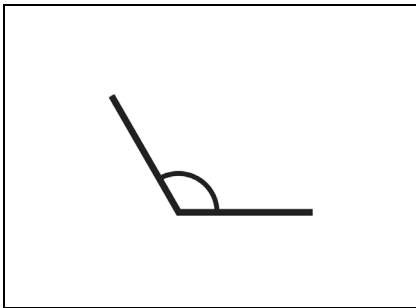
Negative numbers ( e.g., “-10” )  
ELEMENTARY ONLY



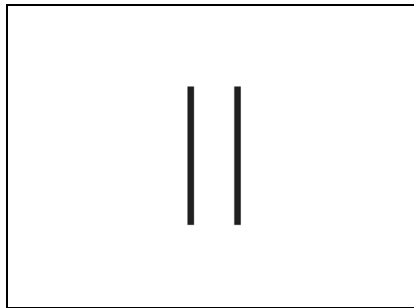
No angle



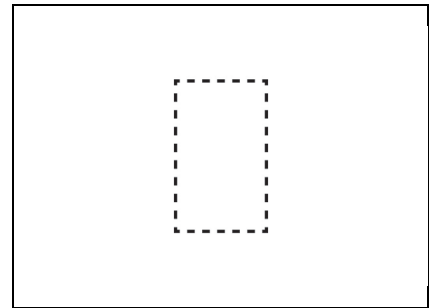
No relationship



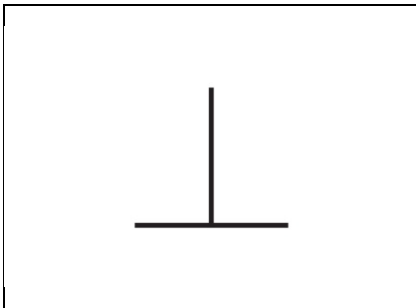
Obtuse angle



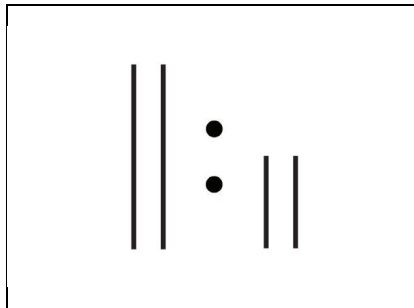
Parallel



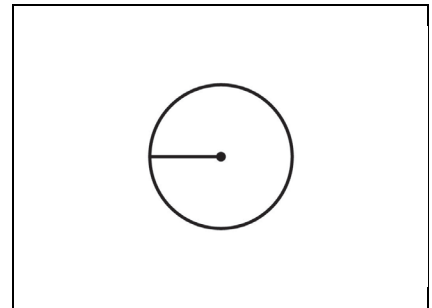
Perimeter



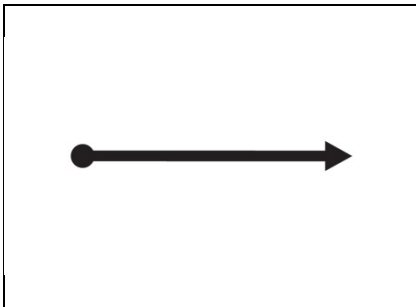
Perpendicular



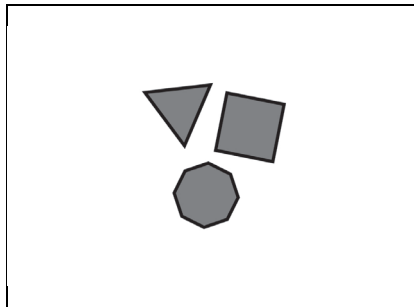
Proportional sides



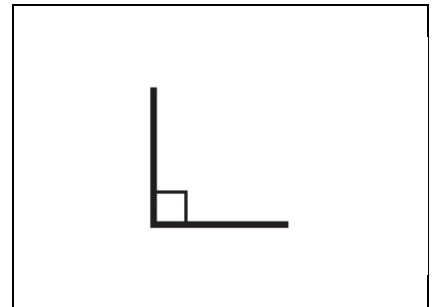
Radius



Ray



Regular shapes, Regular




Right angle, 90° angle

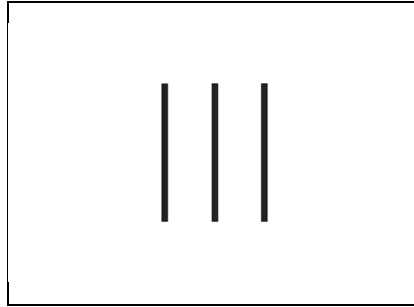
Depictions in assessments may vary.



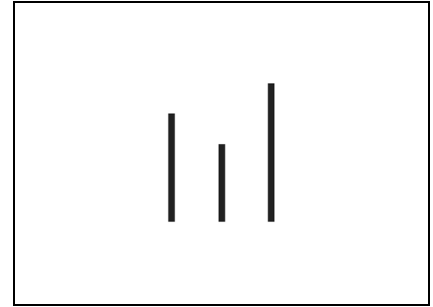
# Math



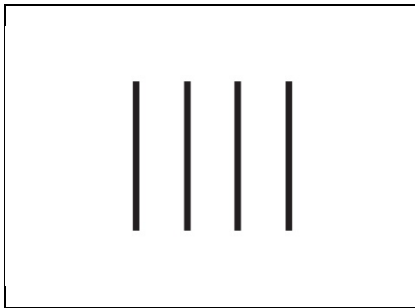
Seconds



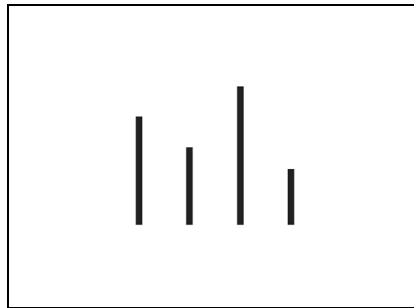
Sides  
(e.g., "3 of equal length")




Sides  
(e.g., "3")




Sides  
(e.g., "4 of equal length")



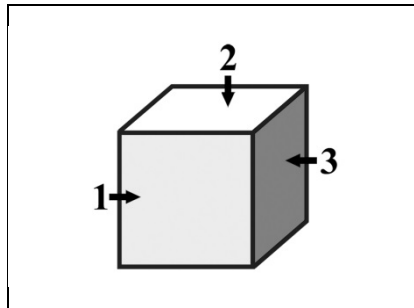
Sides  
(e.g., "4")




Similar, Approximate



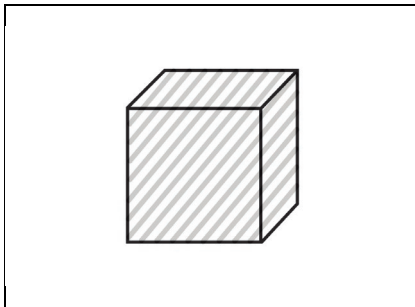
Square  
(shape example)



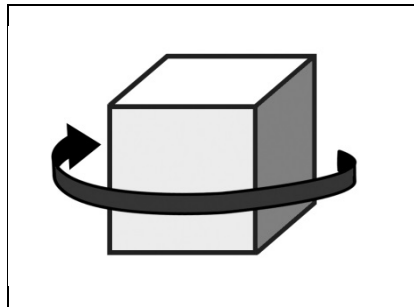
Square units on a surface



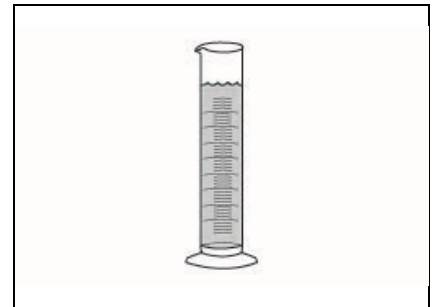
Subtract, Less



Surface area




The distance around an object



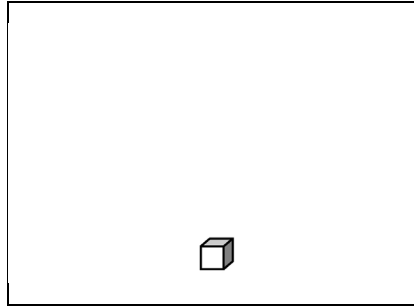
Volume

Depictions in assessments may vary.

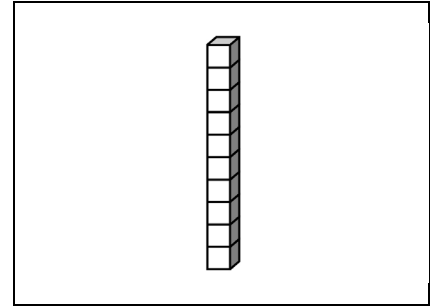
# Math



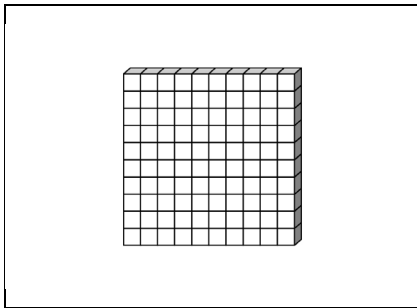
Weight



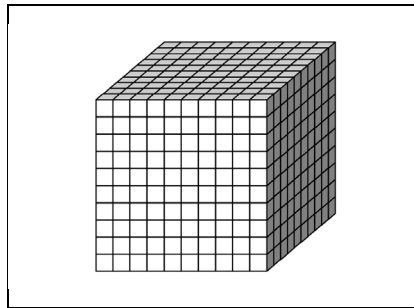
Whole number (e.g., "1")  
ELEMENTARY ONLY



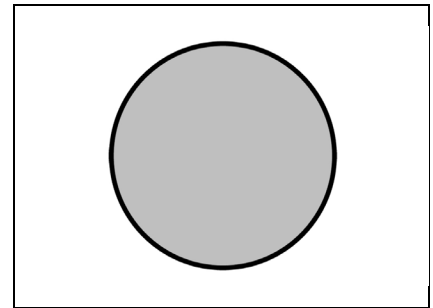
Whole number (e.g., "10")  
ELEMENTARY ONLY



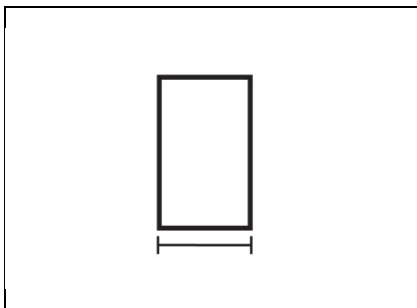
Whole number (e.g., "100")  
ELEMENTARY ONLY



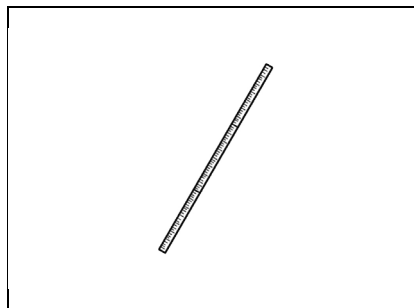
Whole number (e.g., "1000")  
ELEMENTARY ONLY



Whole number with fractions (e.g., "1/2")  
ELEMENTARY ONLY



Width



Yard

Depictions in assessments may vary.

## SCIENCE

In science, the focus of the assessment is on the application of skills or knowledge across scientific concepts. Students will be asked to answer five multiple-choice questions per standard at each grade level. Students may be asked to use information, data, or evidence to:

- Support a claim
- Make predictions
- Compare models
- Evaluate or analyze information (including design)

Tasks may include supplemental materials to facilitate the application of knowledge. Examples of supplemental materials that may be included are charts, tables, models, objects for classification, and animation clips.

When animation clips are needed, they will be provided for specific grades. Once a test administrator at grades 4, 7, or 11 has completed the AT Training and corresponding quiz, a link will appear in the OTS called “My AT Science Videos,” enabling access to the grade-appropriate videos. The video clips will be accessible directly on a computer, tablet or interactive white board with internet connectivity; **DO NOT DOWNLOAD** these videos as they are secure test materials. Additionally, a thumb drive will be included in the testing materials provided during shipping. **At the end of each testing window, the thumb drive (USB drive) must be returned to the District Assessment Coordinator (DAC) for return to the Kentucky Department of Education.** For students with visual impairments, **some** animation clips will be provided, in part, as tactile graphics. Each animation clip will have a scripted description of what is occurring in the clip; for students with visual impairments or other difficulty following animation clips. Please read the script exactly as written and provide any accompanying tactile graphic. The scripts **must** be read as written.

Students should be familiar with (and have available to them for use) appropriate grade level science tools which are needed for scientific inquiry and used in experiments; this includes, but is not limited to: ruler, scale, magnifying glass, magnet, clock, periodic table (as indicated by grade).

For the **Engineering and Technology** progression, it is important to focus on teaching students how to identify: a problem (e.g., the pencil keeps rolling off of the desk), what constraints (limits) the student has for fixing the problem (e.g., time, money, materials) and then given the constraints, deciding what the best solution to the problem is (e.g., put a book on the desk to stop the pencil, or place something under the short leg of the desk to make the desk level). This progression is about everyday problem solving that involves asking and answering questions:

1. What is wrong (or what is the problem)?
2. How can the problem be fixed?
3. What is needed to fix the problem (or for the solution)?
4. Is there enough time, money, space, materials, etc. to use this solution?
5. What else could be done?
6. How are society and the environment impacted?

Identifying problems and working through how different constraints will impact possible solutions is a very important life lesson.

### **High School**

A full-color copy of the periodic table that will be used during the assessment is included (Figure 1) in this resource guide for instructional purposes.

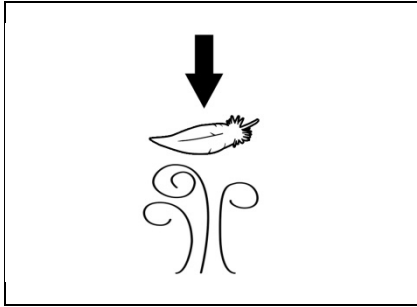
For instructional purposes, it may be helpful to use the color-coding on the Periodic Table. When utilizing the periodic table, students should understand it is likely that Non-metals will react with other Non-metals and likely that Non-metals will react with Metals. Generally speaking, Noble Gases are non-reactive; meaning they do not easily combine with other elements to form compound elements.

### **Glossary of Science Terms**

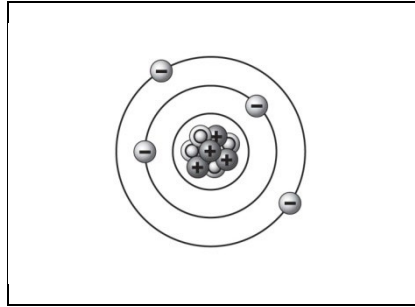
A picture glossary of science terms that may be used in the Attainment Tasks follows on pages 29-33.




# Science



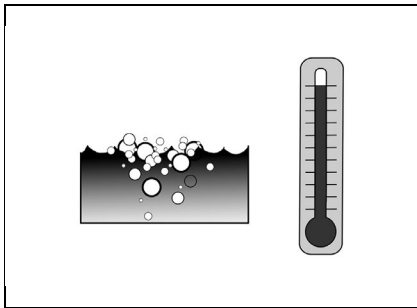
Air resistance




Atoms



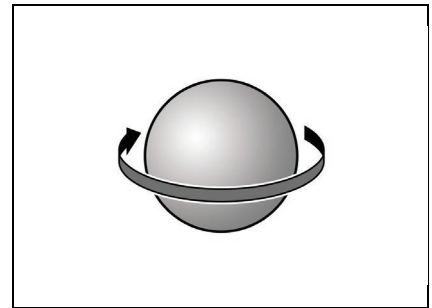
Birth




Boiling point



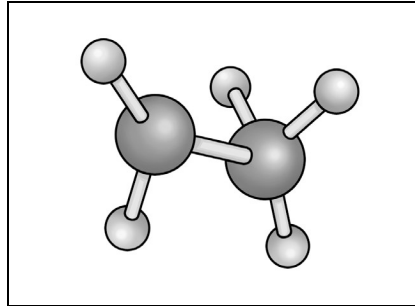
Chemical change



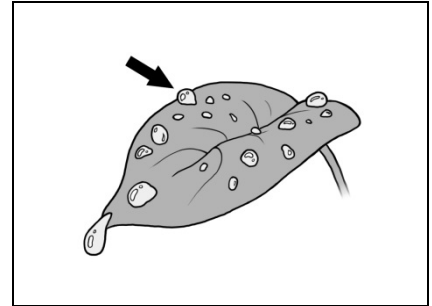
Circumference



Color (property)



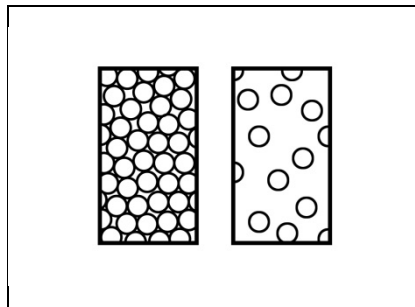
Compound




Condensation



Death



Density



Detail, Find,  
Investigation


Depictions in assessments may vary.

# Science


Legend:  
 ■ Metals  
 □ Non-Metals  
 □ Noble Gases

H	He																
Li	Be	B	C	N	O	F	Ne										
Na	Mg	Al	Si	P	S	Cl	Ar										
K	Ca	Sc	Ti	V	Cr	Mn	Fe	Co	Ni	Cu	Zn	Ga	Ge	As	Se	Br	Kr
Rb	Sr	Y	Zr	Nb	Mo	Tc	Ru	Rh	Pd	Ag	Cd	In	Sn	Sb	Te	I	Xe
Cs	Ba	Hf	Ta	W	Re	Os	Ir	Pt	Au	Hg	Tl	Pb	Bi	Po	At	Rn	
Fr	Ra	Rf	Db	Sg	Bh	Hs	Mt	Ds	Rg	Uu	Uu	Uu	Uu	Uu	Uu	Uu	Uu
La	Ce	Pr	Nd	Pm	Sm	Eu	Gd	Tb	Dy	Ho	Er	Tm	Yb	Lu			
Ac	Th	Pa	U	Np	Pu	Am	Cm	Bk	Cf	Es	Fm	Md	No	Lr			


Element (periodic table)



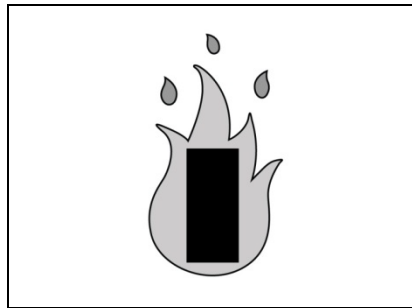
Energy



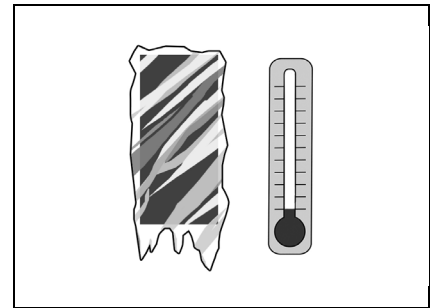
Evaporation



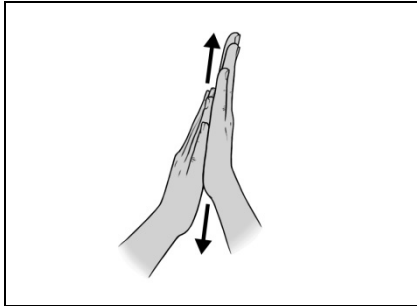
Fast




Flammability



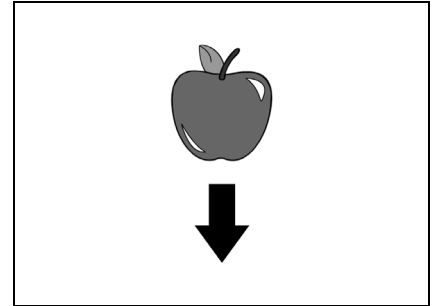
Freezing point



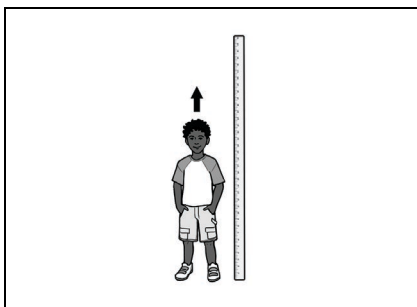
Friction




Gas



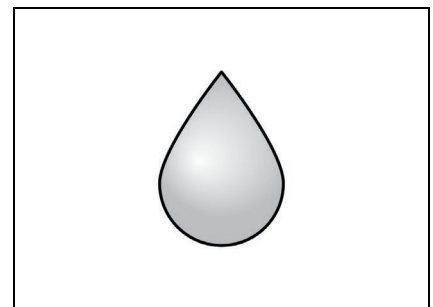
Gravity



Growth



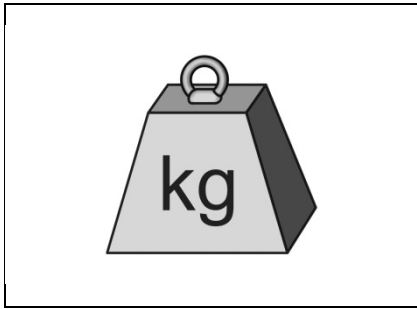
Hypothesis



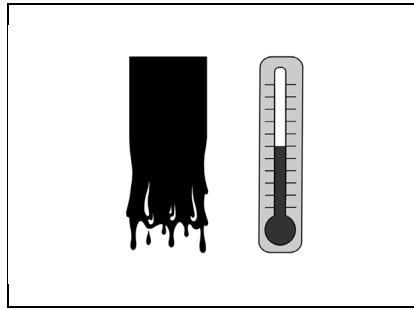
Liquid

Depictions in assessments may vary.

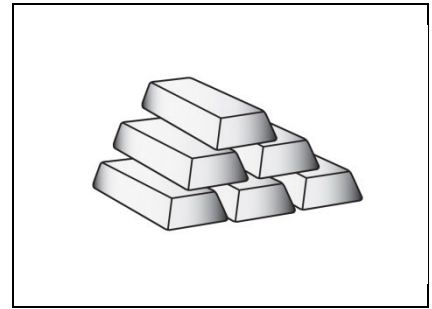
# Science




Mass



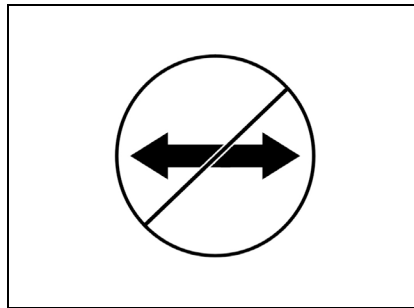
Melting point




Metal



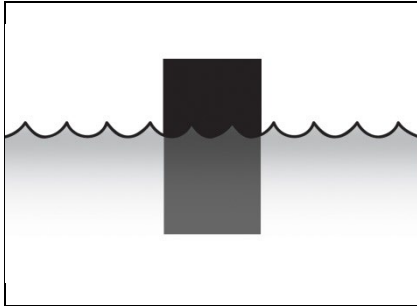
Mixture



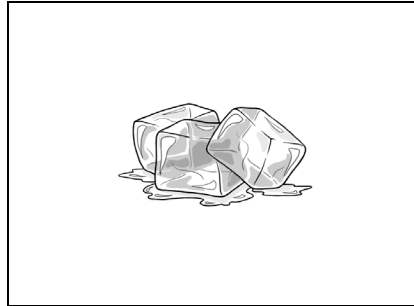
No Relationship



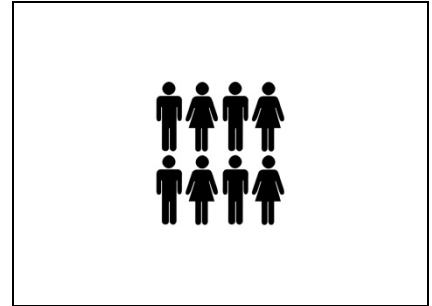
Nonmetal



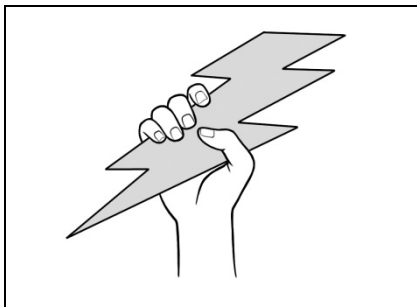
Non-reactive




Physical change



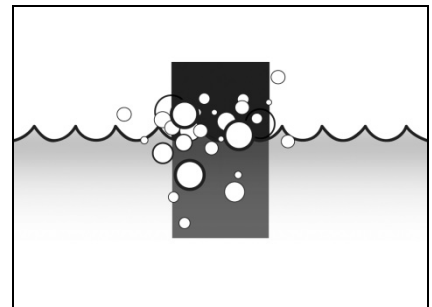
Population



Power



Precipitation



Reactivity

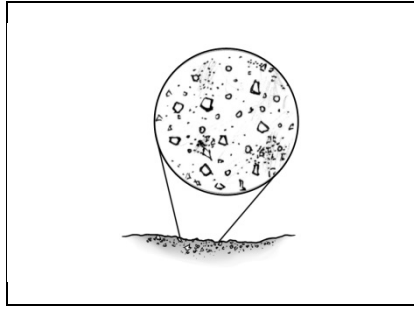
Depictions in assessments may vary.




# Science



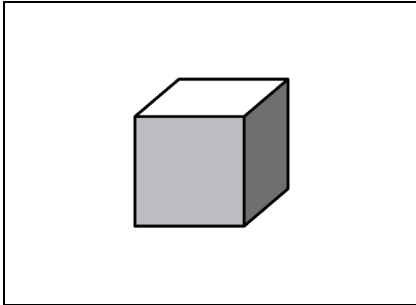
Reproduction



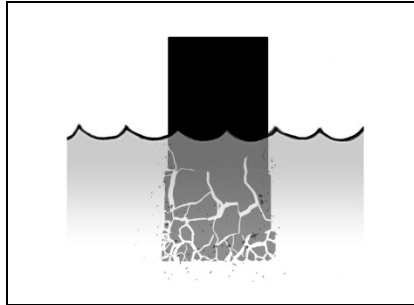
Sediment



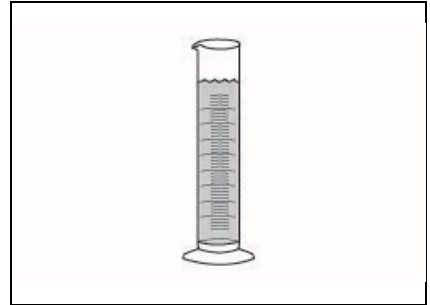
Slow




Solid



Solubility



Volume



Weathering

Depictions in assessments may vary.

## **SOCIAL STUDIES**


In Social Studies, students will often have supplemental materials to support the questions being asked in the Attainment Tasks. Depending on the grade level or the content standard, students will be provided with maps, short reading passages, and/or tables and charts.

Social studies is a complex integration of content standards and inquiry practices in regards to specific phenomena. Social studies goes beyond the acquisition of discrete skills and knowledge across the four domains of history, civics, geography and economics. Students must use the four inquiry practices of communicating claims, questioning, using evidence and investigating using disciplinary concepts to evaluate phenomena. Students must investigate the interrelatedness of factors of all domains for a complete understanding of the phenomena. For instance, when considering the historical impact of war, one must also consider the geographical features of the area (geography), the role of the government of the nations involved in that war (civics), and the financial implications (economics).


### **Glossary of Social Studies Terms**

A picture glossary of social studies terms that may be used in the Attainment Tasks follows on pages 35-41.


## Social Studies




Appointment



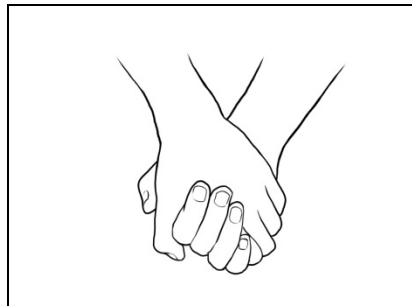
Bought, Paid, Demand  
(as in supply and demand)




Checks and balances  
(e.g., Federal)




Citizen(s)



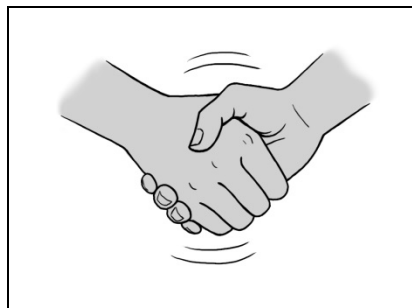
Collaboration, Friendship




Communicate




Community



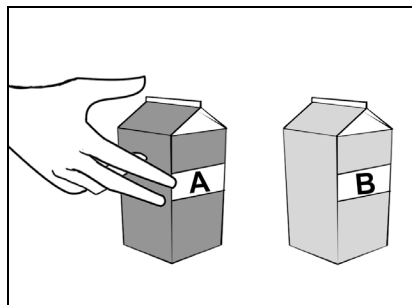
Compromise, Agree, Thank



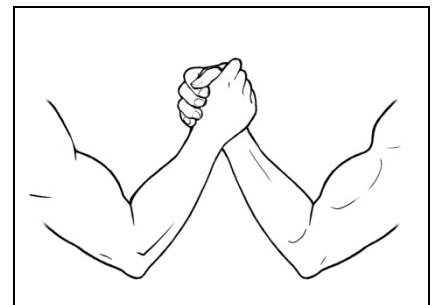
Conflict resolution



Conflict, Fighting



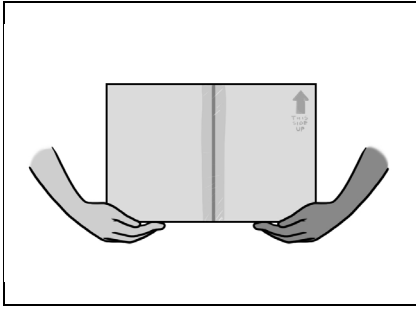
Consumer preference




Contest

Depictions in assessments may vary.


## Social Studies



Cooperate



Cost, Price, Expense




Create laws



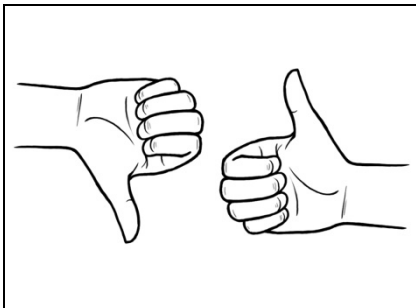
Crime



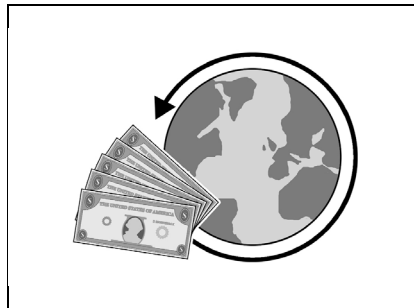
Crime




Dictator



Disagreement, Differences




Economic globalization




Economy



Emancipation




Environment




Environmental impact

Depictions in assessments may vary.


# Social Studies



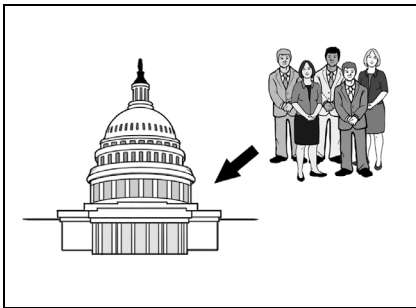
Executive branch  
(example - Federal), President



Free Speech




Governor




House of representatives  
(example - Federal)



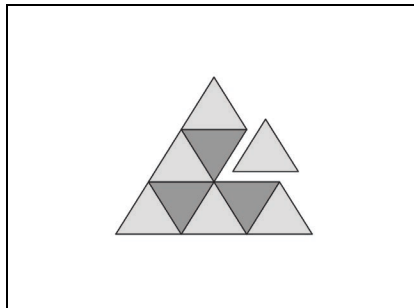
Immigration  
(e.g., to Brazil)



Immigration



Input costs




Integration




Judge, Justice, Supreme Court,  
Decide if it is legal



Judicial branch, Supreme  
Punishment



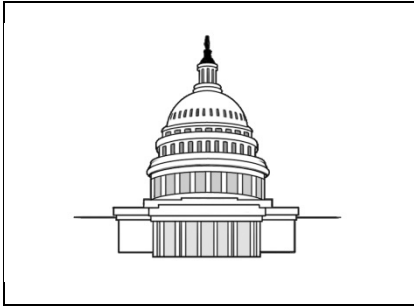
Jury




Law, Bill, Constitution,  
Declaration of Independence

Depictions in assessments may vary.


## Social Studies



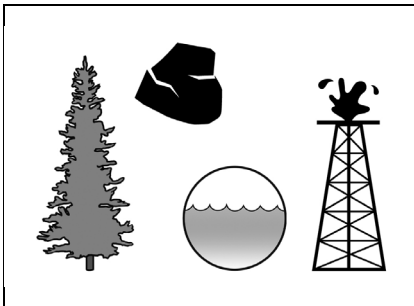
Legislative branch  
(example - Federal)




Luck, Four-leaf clover,  
Crossed fingers



Monarchy




Natural Resources




No impact



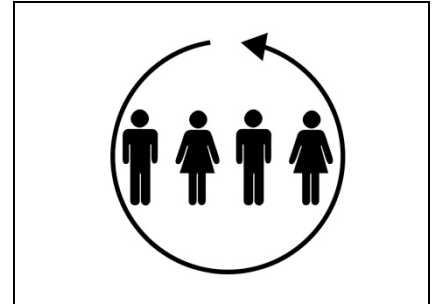
Obey the law, Enforce law or  
legislation (may or may not  
car in the background)



Opportunity cost




Passing law  
(e.g., federal)




People as a whole



Picking up trash, Community  
service



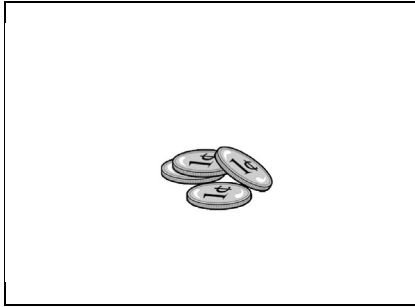
Political parties



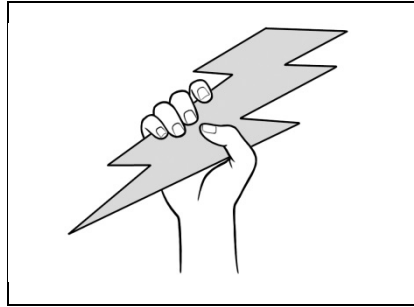
Poor communication

Depictions in assessments may vary.

## Social Studies



Poverty




Power



Profit




Prohibition




Racial equality




Registering for the military



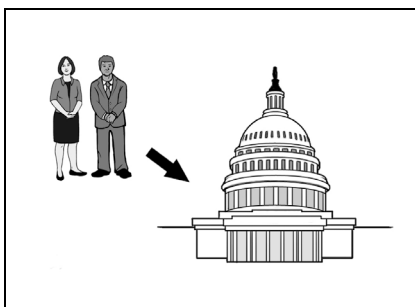
Religion




Representative government



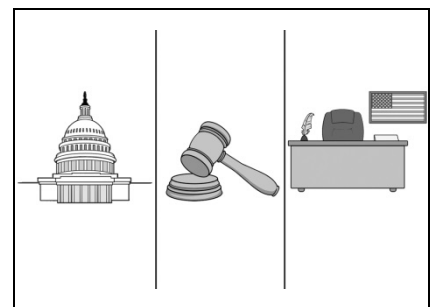
Resolution



Senate, Senators  
(e.g., Federal)




Senators, Representatives




Separate power,  
Separation of powers

Depictions in assessments may vary.

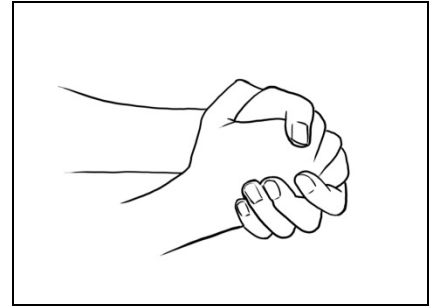
## Social Studies



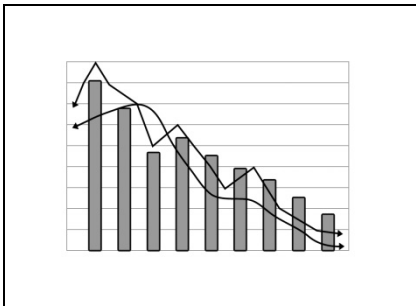
Settle disagreements



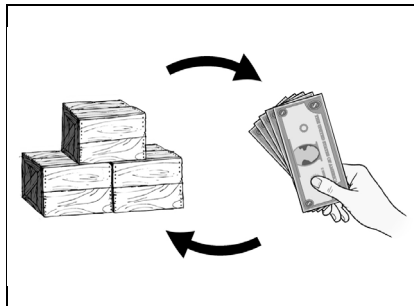
Slavery




Sorry, Plead




Stock market crash,  
Poor economy



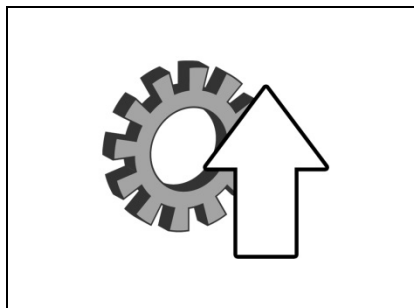
Supply and demand



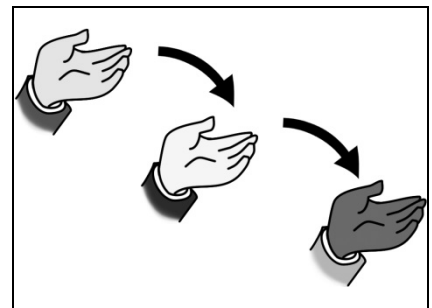
Supply




Tax




Technology advance



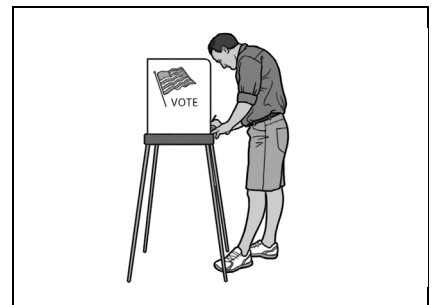
Tradition



Veto bill



Voting




Voting

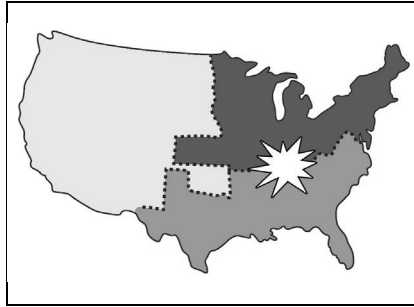
Depictions in assessments may vary.



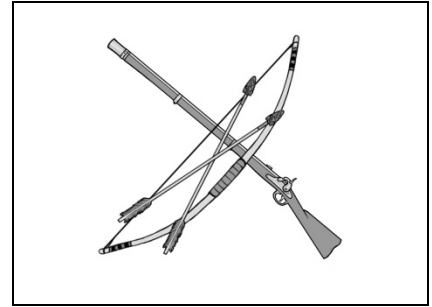
## Social Studies




War (British v French)




War (Civil War)



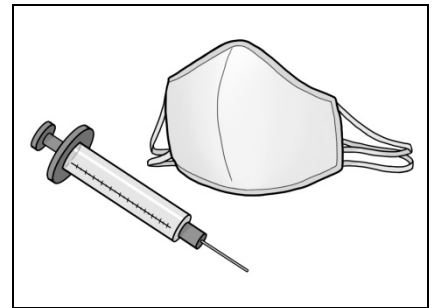
War (French and Indian)




War (Revolutionary)



War (WWII)



Widespread disease



World economy

Depictions in assessments may vary.